

Public Document Pack



JOINT AUDIT AND STANDARDS COMMITTEE	
DATE:	MONDAY, 30 JANUARY 2023 10.30 AM
VENUE:	KING EDMUND CHAMBER, ENDEAVOUR HOUSE, 8 RUSSELL ROAD, IPSWICH

Members		
<u>Conservative</u> Sue Ayres James Caston David Muller (Co-Chair) Zachary Norman	<u>Independent</u> John Nunn <u>Liberal Democrat</u> Bryn Hurren (Co-Chair) Mike Norris	<u>Green Party</u> Austin Davies Rachel Eburne <u>Labour</u> Alison Owen

A G E N D A

PART 1

MATTERS TO BE CONSIDERED WITH THE PRESS AND PUBLIC PRESENT

Page(s)

1 SUBSTITUTES AND APOLOGIES

Any Member attending as an approved substitute to report giving his/her name and the name of the Member being substituted.

2 DECLARATION OF INTERESTS

Members to declare any interests as appropriate in respect of items to be considered at this meeting.

3 JAC/21/41 TO CONFIRM THE MINUTES OF THE MEETING HELD ON 28 NOVEMBER 2022 3 - 8

4 TO RECEIVE NOTIFICATION OF PETITIONS IN ACCORDANCE WITH THE COUNCIL'S PETITION SCHEME

5 QUESTIONS BY THE PUBLIC

To consider questions from, and provide answers to, the public in relation to matters which are relevant to the business of the meeting and of which due notice has been given in accordance with the Committee and Sub-Committee Procedure Rules.

6 QUESTIONS BY COUNCILLORS

To consider questions from, and provide answer to, Councillors on any matter in relation to which the Committee has powers or duties and of which due notice has been given in accordance with the Committee and Sub-Committee Procedure Rules.

7	JAC/21/42 JOINT CAPITAL, INVESTMENT AND TREASURY MANAGEMENT STRATEGIES 2023/24	9 - 74
8	JAC/21/43 COMPLAINTS MONITORING REPORT	75 - 78
9	JAC/21/44 FORWARD PLAN	79 - 80

Report by the Corporate Manager – Democratic Services attached.

The date of the next meeting is Monday 27th March 2023 at 10:30 am

Introduction to Public Meetings

Babergh/Mid Suffolk District Councils are committed to Open Government. The proceedings of this meeting are open to the public, apart from any confidential or exempt items which may have to be considered in the absence of the press and public.

Domestic Arrangements:

- Toilets are situated opposite the meeting room.
- Cold water is also available outside opposite the room.
- Please switch off all mobile phones or turn them to silent.

Evacuating the building in an emergency: Information for Visitors:

If you hear the alarm:

1. Leave the building immediately via a Fire Exit and make your way to the Assembly Point (Ipswich Town Football Ground).
2. Follow the signs directing you to the Fire Exits at each end of the floor.
3. Do not enter the Atrium (Ground Floor area and walkways). If you are in the Atrium at the time of the Alarm, follow the signs to the nearest Fire Exit.
4. Use the stairs, not the lifts.
5. Do not re-enter the building until told it is safe to do so.

This page is intentionally left blank

Agenda Item 3

Minutes of the meeting of the **JOINT AUDIT AND STANDARDS COMMITTEE** held in the King Edmund Chamber, Endeavour House, 8 Russell Road, Ipswich on Monday, 28 November 2022

PRESENT:

Councillors:	James Caston	Rachel Eburne
	Bryn Hurren (Co-Chair)	John Matthissen
	Dave Muller (Co-Chair)	Mike Norris
	Alison Owen	

In attendance:

Officers:	Jane Kennedy – Corporate Manager Policy, Performance, Risk and Improvement
	Tereza Fairbairn – Risk Management Lead
	John Snell – Corporate Manager Internal Audit
	Jan Robinson – Deputy Monitoring Officer
	Rebecca Hewitt – Corporate Manager – Finance, Commissioning & Procurement

Guests:	Councillor Suzie Morley
	Councillor Alastair Mccraw

Apologies:

Councillor(s)	Austin Davies (Councillor John Matthissen substituting)
---------------	---

93 DECLARATION OF INTERESTS

93.1 There were no declarations of interests by Councillors.

94 JAC/21/35 TO CONFIRM THE MINUTES OF THE MEETING HELD ON 25 JULY 2022

It was RESOLVED:-

That the minutes of the meeting held on 25 July 2022 be confirmed and signed as a true record.

95 TO RECEIVE NOTIFICATION OF PETITIONS IN ACCORDANCE WITH THE COUNCIL'S PETITION SCHEME

95.1 None Received

96 QUESTIONS BY THE PUBLIC

96.1 None received.

97 QUESTIONS BY COUNCILLORS

97.1 None received.

98 JAC/21/36 RISK MANAGEMENT IMPROVEMENT

98.1 Councillor Morley – Mid Suffolk Cabinet Member for Digital Transformation & Improvement and Councillor McCraw Babergh Cabinet Member for Digital Transformation & Improvement introduced report JAC/21/36.

98.2 Dr Jane Kennedy – Corporate Manager Policy, Performance, Risk and Improvement explained that risk was transferred to her team earlier in the year as part of an integration with performance management and that the Senior Leadership Team had decided to adopt the Orange Book model to provide a holistic approach to risk management and it enabled the integration with performance and finance.

98.3 Councillor Eburne asked how the risk management framework was going to be aligned with the Councils culture as stated at the bottom of page 20 and what was the structure of the team and how the team sat within the organisation.

98.4 The Corporate Manager Policy, Performance, Risk and Improvement replied that the team consisted of two Policy and Strategy Lead Officers, a Performance Lead Officer, a Risk Lead Officer, a Continuous Improvement Lead Officer and other Officers underneath those leads. As part of the risk management improvement plan directorate level risk management conversations has been organised and the team were working with service managers and corporate managers to help them understand what risk is and establish risk management practices throughout all levels of the organisation.

98.5 The Risk Management Lead stated that almost all of the service areas were now using a new risk template which aligned to the orange book and a culture of positive risk management was being encouraged by upskilling officers at a certain level, providing educational resources, embedding risk into employee performance and integrating risk into reporting.

98.6 Councillor Eburne asked how Councillors were being made aware of their responsibilities regarding risk.

98.7 The Risk Management Lead replied that there would be training options for Councillors within the education and training being made available.

98.8 Councillor Eburne enquired about the risk arrangements of the councils companies and asked if a report could be brought to a future meeting. The

Corporate Manager Policy, Performance, Risk and Improvement agreed to a report being brought to a future Joint Audit and Standards meeting.

98.9 Councillor Eburne asked for an explanation of what a risk event (as stated on page 27 of the report) was.

98.10 The Corporate Manager Policy, Performance, Risk and Improvement replied that this referred to business continuity and would include events such as cyber attacks or fires or floods.

98.11 Councillor Eburne began the debate and stated that she welcome the culture of looking at risk management that was being recommended but if councillors needed to see the entire risk picture therefore a report on the risks involved in the Councils Companies was essential.

98.12 By a vote of 7 votes for.

It was RESOLVED that members of the Joint Audit and Standards Committee note the progress so far to improve strategic risk management including the new draft risk management policy and strategy to align with the Orange Book.

99 JAC/21/37 ANNUAL COMPLAINTS MONITORING REPORT

99.1 The Chair invited Jan Robinson Deputy Monitoring Officer to introduce report JAC/21/37.

99.2 Councillor Caston asked if the formal warning for non disclosure of interests was adequate.

99.3 The Deputy Monitoring Officer stated that non disclosure of a pecuniary interests was criminal offence and a formal warning for that would be issued by the police, however the incident mentioned in the report was for a non registrable interest so a formal letter is sent stating if they continue the would be in breach of the code of conduct and the matter would be taken further.

99.4 Councillor Matthissen asked at what point would a code of conduct complaint be taken to a standards committee which he is a member of.

99.5 The Deputy Monitoring Officer replied that serious cases that the Monitoring Officer would like Councillors to look into and decide what sanctions should be taken or when a sanction is given to a councillor by the Monitoring Officer and that sanction is not carried out by the councillor would be taken to the Joint Standards Sub-Committee.

99.6 Councillor Caston asked if it was possible to take a matter for independent investigation.

99.7 The Deputy Monitoring Officer replied that this was possible depending on the seriousness of the complaint and also the Independent Persons appointed by

the Council also review all complaints.

100 JAC/21/38 HALF YEAR REPORT ON TREASURY MANAGEMENT 2022/23

100.1 The Chair invited Rebecca Hewitt, Corporate Manager Finance, Commissioning & Procurement to introduce report JAC/21/38.

100.2 Councillor Matthissen asked if the climate change 2030 net zero objective was being taken into account with regards to treasury management.

100.3 The Corporate Manager Finance, Commissioning & Procurement replied that discussions were ongoing with advisors regarding any possible new investment possibilities but as had been decided previously existing investments needed to be in a position where it was possible to trade without losing too much value.

100.4 Councillor Matthissen expressed his surprise that investments were still showing losses when gas and oil companies were showing large profits and enquired if this was due to historical purchase prices.

100.5 The Corporate Manager Finance, Commissioning & Procurement replied that she did not have that detail but it would depend on the makeup of the fund as each fund has a wide spread of investments and shares.

100.6 Councillor Caston enquired what the other pooled funds were as stated in table 4: Treasury Investment Position.

100.7 The Corporate Manager Finance, Commissioning & Procurement replied that this was the collection of pooled funds.

100.8 Councillor Caston also asked what Bail-In Exposure was as stated in table 5: Investment Benchmarking.

100.9 The Corporate Manager Finance, Commissioning & Procurement replied that she would need to seek advice from the council's advisors and provide a reply outside of the meeting.

100.10 Councillor Eburne asked for more information regarding the statutory override status as stated in paragraph 1.16 on page 66 of the report.

100.11 The Corporate Manager Finance, Commissioning & Procurement replied that the consultation outcome has not been published yet therefore the impact to the Council could not yet be determined.

100.12 Councillor Eburne requested that when the consultation outcome was published it be made available to councillors.

100.13 Councillor Eburne also asked that the initial investments in the Council's companies be included in future tables. The Corporate Manager Finance, Commissioning and Procurement said that this could be included as requested.

100.14 Councillor Caston enquired about the occasion that Mid Suffolk exceeded bank account limits. The Corporate Manager Finance, Commissioning & Procurement replied that this was due to a capital receipt being received too late to be invested but this did not result in any penalties being incurred.

100.15 Councillors debated how and when the Treasury Management Strategy should move closer towards helping to achieve the climate emergency declaration made by the Councils.

100.16 by a vote of 7 votes for.

It was RESOLVED that the Treasury Management activity for the first six months of 2022/23 as set out in the report and appendices be noted.

100.17 by a vote of 2 votes for

It was RESOLVED that it be noted that Babergh District Council's treasury management activity for the first six months of 2022/23 was in accordance with the approved Treasury Management Strategy, and that the Council has complied with all the Treasury Management Indicators for this period.

100.18 by a vote of 5 votes for

It was RESOLVED that it be noted that Mid Suffolk District Council's treasury management activity for the first six months of 2022/23 was in accordance with the approved Treasury Management Strategy, and that, except for one occasion when the Council exceeded its daily bank account limit with Lloyds, as mentioned in Appendix C, paragraph 4.1 the Council has complied with all the Treasury Management Indicators for this period.

101 JAC/21/39 INTERIM INTERNAL AUDIT REPORT 2022/23

101.1 The Chair invited John Snell, Corporate Manager – Internal Audit to present report JAC/21/39.

101.2 Councillor Caston asked for more information on the Safeguarding audit. The Corporate Manager – Internal Audit explained that the audit was added to the plan to look at the legislative duties that the councils have at officer and member level.

101.3 Councillor Norris asked if there was a target completion date for the General Ledger Audit which has been given a limited assurance audit opinion. The Corporate Manager – Internal Audit stated that the follow up work would commence at the beginning of 2023.

101.4 Councillor Eburne asked for a comment on the Contract Management Audit. The Corporate Manager – Internal Audit stated that the East Of England LGA were commissioned to do some work around contract management which was delayed by the pandemic. The delayed report had been received and a period of embedment

had been undertaken with the results of the health check of this work being shown on page 84 of the report. To supplement that piece of work another piece of work around contract spend was being undertaken in quarter 4.

101.5 Councillor Eburne enquired if the audit for Council House Rent Setting included consideration of external factors such as inflation or cost of living. The Corporate Manager – Internal Audit replied that this audit took into consideration internal factors only.

101.6 Councillor Matthissen asked if the Corporate Manager – Internal Audit felt that the recommendations from the peer reviews had been carried through, the Corporate Manager – Internal Audit replied that the recommendations from the peer reviews were not part of the audit plan for the year.

It was RESOLVED that the contents of the Internal Audit report supported by Appendix A, be noted.

102 JAC/21/40 FORWARD PLAN

102.1 Councillor Eburne asked why the Statement of Accounts and Auditors report on the forward plan for January was for 18 months ago and when the report for 2021/22 was expected. The Corporate Manager Finance, Commissioning and Procurement stated that there had been audit delays, the 2020/21 audit was started in March 2022 and this was still to be completed imminently and there is not currently a date agreed for the following years audits to be started.

102.2 Councillor Eburne asked if there was any pressure that could be put on the auditors to make them complete the audits in a more timely fashion. The Corporate Manager Finance, Commissioning and Procurement replied that conversation were taking place however because of the timing of the delays and budget works being undertaken it has been difficult to catch up and get back to the correct cycle. This situation was fairly common particularly with smaller district councils who do not have specialist resource to support the audits.

The business of the meeting was concluded at 11.50am.

.....
Chair

Agenda Item 7

BABERGH DISTRICT COUNCIL and MID SUFFOLK DISTRICT COUNCIL

TO: Joint Audit and Standards Committee	REPORT NUMBER: JAC/21/42
FROM: Melissa Evans, Director, Corporate Resources	DATE OF MEETING: 30 January 2023
OFFICER: Rebecca Hewitt, Corporate Manager – Finance, Commissioning & Procurement Sue Palmer, Senior Finance Business Partner	KEY DECISION REF NO. Item No. XXX

JOINT CAPITAL, INVESTMENT AND TREASURY MANAGEMENT STRATEGIES 2023/24

1. PURPOSE OF REPORT

- 1.1 This report presents the Joint Capital, Investment and Treasury Management Strategies for the financial year 2023/24.
- 1.2 These are in accordance with the Chartered Institute of Public Finance and Accountancy (CIPFA) Treasury Management Code, the CIPFA Prudential Code, which were both updated in 2021, and the 2018 Department for Levelling-Up, Housing and Communities (DLUHC) Investment Guidance, which introduced the requirement to prepare a Capital Strategy and an Investment Strategy. The Treasury Management Strategy remained largely unchanged.
- 1.3 The Prudential Indicators and Minimum Revenue Provision (MRP) Statement are linked to the Budget report that will be presented at this Cabinet meeting and the Full Council meetings in February 2023.
- 1.4 The Codes of Practice recommend that these strategies are subject to scrutiny before being presented to Full Council, which falls within the remit of the Joint Audit and Standards Committee.

2. OPTIONS CONSIDERED

- 2.1 This report fulfils the Councils legal obligations to have regard to the Code and DLUHC Guidance.
- 2.2 Individual strategies were considered but Joint Strategies have been prepared.

3. RECOMMENDATIONS TO BOTH COUNCILS

That the following be approved:

- 3.1 The Joint Capital Strategy for 2023/24, including the Prudential Indicators, as set out in Appendix A.

3.2	The Joint Investment Strategy for 2023/24, as set out in Appendix B.
3.3	The Joint Treasury Management Strategy for 2023/24, including the Joint Annual Investment Strategy as set out in Appendix C.
3.4	The Joint Treasury Management Indicators as set out in Appendix D.
3.5	The Joint Treasury Management Policy Statement as set out in Appendix G.
3.6	The Joint Minimum Revenue Provision Statement as set out in Appendix H.
3.7	That the key factors and information relating to and affecting treasury management activities set out in Appendices E, F, and I be noted.
REASON FOR DECISION Local authorities are required to approve their Treasury Management Strategy (TMS), their Capital Strategy (including an overview of the TMS) and their Investment Strategy annually before the start of the financial year.	

4. KEY INFORMATION

Introduction

- 4.1 The Joint Capital Strategy and the Joint Investment Strategy were new for 2019/20, as required by changes in CIPFA and DLUHC guidance. The Joint Treasury Management Strategy remained largely unchanged. This report combines an overview of how capital expenditure, capital financing, treasury and other investment activity contribute to the provision of local public services along with an overview of how associated risk is managed and the implications for future financial sustainability.
- 4.2 The strategies set limits and indicators that embody the risk management approach that the Councils believe to be prudent. The strategies are set against the 2023/24 budget and the four-year outlook and the context of the UK economy and projected interest rates. The information included in Appendix A to H reflects the current plans for income, expenditure and investments of both Councils.
- 4.3 The Joint Investment Strategy, at Appendix B, covers the non-financial assets that councils hold for financial return such as property portfolios, shares in council owned companies and loans. These are defined as investments but are not managed as part of treasury management or under treasury management delegations.

Strategic Context

- 4.4 In recent years the government policy frameworks have been reducing core funding for local government as part of its deficit reduction strategy. In response to this both Councils' strategy over the medium term as set out in the 2023/24 budget reports is to become self-financing and to generate more funds than are required for core services, and to enable additional investment in the districts.
- 4.5 The three strategies within this report set out the Councils approach to capital spend, borrowing and investment in order to deliver this.

- 4.6 DLUHC and the Chartered Institute of Public Finance and Accountancy (CIPFA) are aware that most local authorities are taking a more commercial approach in order to bridge the gap they face as a result of diminishing funding from government. In response to this both bodies state that they do not seek to prescribe precisely how councils invest but they clearly have concerns that some councils are taking increasing commercial risks using borrowed money. As a result, this report provides a more extensive strategy so that more of the risks that the Codes and guidance highlight are apparent to Members.
- 4.7 CIPFA issued a new edition of the Prudential Code 2021 which applied with immediate effect but allowed authorities to delay introducing revised reporting requirements until 2023/24. These revised requirements include changes to the capital strategy, prudential indicators and investment reporting. The general ongoing principles of the revised Prudential Code, including the requirement that an authority must not borrow to invest primarily for financial return, applied immediately.
- 4.8 HM Treasury also issued updated guidance in August 2021 setting out its lending policy, for Public Works Loan Board (PWLb) borrowing. The guidance provides broad definitions of permissible categories of a council's capital expenditure (service delivery, housing, regeneration, preventative action and treasury management). It also includes the stricter definition of investments primarily for yield, which lending terms restrict, and which all ongoing capital expenditure must comply with, unless a project commenced or was agreed prior to 26 November 2020.
- 4.9 CIPFA has also updated its Treasury Management Code and guidance. This has introduced strengthened requirements for training, and for investments that are not specifically for treasury management purposes.
- 4.10 Global economic growth is slowing as inflation and tighter monetary policy depress activity. The UK economy is already experiencing recessionary conditions, with business activity and household spending falling. Tighter monetary and fiscal policy, alongside high inflation will bear down on household disposable income. The short-to medium-term outlook for the UK economy is bleak, with the Bank of England projecting a protracted recession.
- 4.11 This has had an impact on the Councils' capital programmes and borrowing requirements as a result of projects falling behind schedule due to staffing shortages and supply difficulties. The Councils cash flow has been impacted by the timing of grants/support payments made to local businesses and the receipt of support from Central Government. Interest rates on investments and borrowing have increased because of increasing bank rates. There has been an increase in the value of the Councils' long-term investments in a property fund, but reductions in the funds containing equities and bonds as a result of the volatility in stock markets.
- 4.12 The ongoing impact on the UK from the war in Ukraine, together with higher inflation, higher interest rates, uncertain government policy, and a deteriorating economic outlook, are considered as part of the strategies within this report.

Statutory Background

- 4.13 This report is part of the Councils' legal obligation under the Local Government Act 2003 to have regard to both the CIPFA Code and the DLUHC Guidance. The Councils must:

- ensure priority is given to security and portfolio liquidity, when investing treasury management funds,
- ensure the security of the principal sums invested through robust due diligence procedures for all external investments,
- have regard to CIPFA's Prudential Code when determining how much money they can afford to borrow,
- ensure, within a clear framework, that the capital investment plans of local authorities are affordable, prudent and sustainable, and that treasury management decisions are taken in accordance with good professional practice,
- monitor against the Prudential Code indicators each year, these are included in the Joint Capital Strategy in Appendix A, and
- set, revise, and, if there are material changes to the strategies and prudential indicators, present to Full Council for approval.

Purpose of the Strategies

Joint Capital Strategy Appendix A

- 4.14 The Joint Capital Strategy (Appendix A), under the requirements of the Codes, gives a high-level overview of how capital expenditure, capital financing, and treasury management activities contribute to the provision of local public services along with an overview of how associated risk is managed and the implications for future financial sustainability.
- 4.15 The strategy demonstrates that the Councils take capital expenditure and investment decisions in line with service objectives and properly take account of stewardship, value for money, prudence, sustainability and affordability.

Joint Investment Strategy Appendix B

- 4.16 The Councils invest their money for three broad purposes:
- because they have surplus cash as a result of their day-to-day activities, for example when income is received in advance of expenditure (known as treasury management investments),
 - to support local public services by lending to or buying shares in other organisations (known as service investments), and
 - to earn investment income (known as commercial investments - for yield where income is the main purpose).
- 4.17 This Joint Investment Strategy is for 2023/24, meets the requirements of statutory guidance issued by the government in January 2018, and focuses on the second and third of these categories.

Joint Treasury Management Strategy Appendix C

- 4.18 The Joint Treasury Management Strategy (TMS) (Appendix C) covers the first point in 4.16 above and details of borrowing including authorised limits, economic and interest rate forecasts and treasury management indicators, which are also shown in Appendices D to G.
- 4.19 These three strategies together show the impact of the Councils' capital programme and Joint Investment Strategy in terms of risk, prudent levels of borrowing, associated interest costs and the net financial returns to the Councils to support core services in the medium term.

5. LINKS TO JOINT CORPORATE PLAN

- 5.1 Ensuring that the Council makes best use of its resources is what underpins the ability to achieve the priorities set out in the Joint Corporate Plan. Specific links show how these are met through financially sustainable Councils, managing the corporate assets effectively, and property investment to generate income.

6. FINANCIAL IMPLICATIONS

- 6.1 As outlined in this report and appendices.

7. LEGAL IMPLICATIONS

- 7.1 The legal status of the Treasury Management Code derives in England from regulations issued under the Local Government Act 2003 (the 2003 Act).
- 7.2 The Capital Finance and Accounting Regulations 2003 – SI 2003/3146, Regulation 24, explicitly require authorities to “have regard” to the Treasury Management Code.
- 7.3 Authorities are required by regulation to have regard to the Prudential Code when carrying out their duties under Part 1 of the 2003 Act.
- 7.4 The latest statutory guidance on local government investments was issued under section 15(1)(a) of the 2003 Act and effective for financial years commencing on or after 1 April 2018. Under that section local authorities are required to “have regard” to “such guidance as the Secretary of State may issue”.

8. RISK MANAGEMENT

8.1 This report is most closely linked with the Councils' Significant Risks as follows:

No.1 – The Councils Investment Fund may be unable to meet the income projections

No.2 – Income and Capital projections and economic outcomes projected for Gateway 14 Ltd may not be delivered

No.4 – The Councils may be unable to react in a timely and effective way to financial demands

No.8 – If Strategies are not in place with a balanced position over the medium term the Councils may not be financially sustainable and will be unable to deliver the core objectives and service delivery may be at risk of not being delivered.

No.13 – Additional cost pressures may result in a significant overspend that needs to be funded from reserves

No.15 & 16 - Income and Capital projections or economic/housing outcomes projected for Babergh Growth Ltd and Mid Suffolk Growth Ltd may not be delivered

8.2 Other key risks are set out in the following table:

Risk Description	Likelihood (1-4)	Impact (1-4)	Key Mitigation Measures	Risk Register and Reference
If the Councils lose the investments this will impact on their ability to deliver services.	Highly Unlikely (1)	Bad (3)	Strict lending criteria for high credit rated institutions.	Finance, Risk Register – 006 & 007
If the Councils achieve a poor return on investments, there will be fewer resources available to deliver services.	Unlikely (2)	Noticeable (2)	Focus is on security and liquidity, and careful cash flow management in accordance with the Joint TM Strategy is undertaken throughout the year.	Finance, Risk Register – 006 & 007
If the Councils have liquidity problems, then they will be unable to meet their short-term liabilities.	Unlikely (2)	Noticeable (2)	As above.	Finance, Risk Register – 006 & 007
If the Councils incur higher than expected borrowing costs,	Unlikely (2)	Noticeable (2)	Benchmark is to borrow from the Public Works Loan Board (PWLb),	Finance, Risk Register – 006 & 007

there will be fewer resources available to deliver services.			whose rates are very low and can be on a fixed or variable basis. However, access to PWLB is not available for authorities undertaking some types of commercial activity, so ensure capital expenditure plans from 2022/23 are within the guidance for PWLB borrowing.	
--	--	--	--	--

9. CONSULTATIONS

- 9.1 Regular meetings have taken place with the Councils' Treasury advisors, Arlingclose, who also provide important updates on treasury management issues as they arise.

10. EQUALITY ANALYSIS

- 10.1 There are no equality and diversity implications, as the contents and recommendations of this report do not impact on those with protected characteristics.

11. ENVIRONMENTAL IMPLICATIONS

- 11.1 All Council activities will need to be reviewed as part of the work of the Climate Change Task Group and have regard to the Councils' ambition to be carbon neutral by 2030.
- 11.2 Both Councils have joined Arlingclose's ESG and Responsible Investment Service. This will provide advice for ESG integration in the Councils' investment portfolios and is discussed within the Councils' Joint Treasury Management Strategy.

12. APPENDICES

Title	Location
(a) Joint Capital Strategy 2023/24	Attached
(b) Joint Investment Strategy 2023/24	Attached
(c) Joint Treasury Management Strategy 2023/24	Attached
(d) Treasury Management Indicators	Attached
(e) Economic Outlook and Interest Rate Forecast	Attached
(f) Existing Borrowing and Investments	Attached

(g) Treasury Management Policy Statement	Attached
(h) Minimum Revenue Provision (MRP) Statement	Attached
(i) Credit Ratings Criteria	Attached
(j) Glossary of Terms	Attached

13. BACKGROUND DOCUMENTS

2021 CIPFA Treasury Management in the Public Services

2021 The Prudential Code for Capital Finance in Local Authorities

2018 Department for Levelling-Up, Housing and Communities Investment Guidance.

APPENDIX A: JOINT CAPITAL STRATEGY 2023/24

1. Introduction

- 1.1 This Joint Capital Strategy for 2023/24 gives a high-level overview of how capital expenditure, capital financing and treasury management activity contribute to the provision of local public services along with an overview of how associated risk is managed and the implications for future financial sustainability. It has been written in an accessible style to enhance members' understanding of these often-technical areas.
- 1.2 Decisions made this year on capital and treasury management will have financial consequences for the Councils for many years into the future. They are therefore subject to both a national regulatory framework and a local policy framework, summarised in this report.
- 1.3 The strategy demonstrates that the Councils take capital expenditure and investment decisions in line with service objectives and properly take account of stewardship, value for money, prudence, sustainability and affordability.

2. Capital Expenditure and Financing

- 2.1 Capital expenditure is where the Councils spend money on assets, such as property or vehicles, that will be used for more than one year. In local government this includes spending on assets owned by other bodies, and loans and grants to other bodies enabling them to buy or enhance assets.
- 2.2 The Councils have some limited discretion on what counts as capital expenditure; for example, individual assets costing below £10k are not capitalised and are charged to revenue in the year.

Governance: Capital Expenditure

- 2.3 Proposed capital projects are appraised by the Senior Leadership Team based on a comparison of strategic and service priorities against financing costs (even if the project is fully financed from external funds) before being included in the Councils' capital programmes.
- 2.4 Full details of the Councils' capital programmes are included initially in the Budget reports, that were presented to Overview and Scrutiny Committees in January 2023 and will go onto Cabinet and the Full Council meetings in February 2023.

Estimated Capital Expenditure

- 2.5 The actual capital spend for 2021/22, the forecast outturn for 2022/23, the budget for 2023/24 and forecast from 2024/25 to 2026/27, for the General Fund and the Housing Revenue Account (HRA) as per the 2023/24 budget report is summarised as follows:

Table 1: Prudential Indicator: Estimated Capital Expenditure

Capital Expenditure						
Babergh District Council	2021/22 Actual	2022/23 Forecast Outturn	2023/24 Budget	2024/25 Forecast	2025/26 Forecast	2026/27 Forecast
	£m	£m	** £m	£m	£m	£m
General Fund	4.39	6.08	8.72	4.60	4.15	1.75
Capital Investments	0.32	3.67	5.79	3.81	0.06	0.06
Total General Fund	4.71	9.75	14.51	8.41	4.21	1.81
Council Housing (HRA)	16.80	16.04	8.49	8.02	9.28	6.26
Total Capital Expenditure	21.51	25.80	23.00	16.43	13.49	8.07

Capital Expenditure						
Mid Suffolk District Council	2021/22 Actual	2022/23 Forecast Outturn	2023/24 Budget	2024/25 Forecast	2025/26 Forecast	2026/27 Forecast
	£m	£m	** £m	£m	£m	£m
General Fund	7.87	6.14	9.92	4.47	4.06	1.58
Capital Investments	5.44	7.25	17.40	3.50	1.75	0.00
Total General Fund	13.32	13.39	27.32	7.97	5.81	1.58
Council Housing (HRA)	13.92	27.11	27.71	26.13	8.93	5.12
Total Capital Expenditure	27.24	40.50	55.03	34.10	14.74	6.70

** Including forecast carry-forward from 2022/23

General Fund Capital Expenditure

- 2.6 The main General Fund projects included in the Capital Programme for Babergh over the period 2023/24 to 2026/27 are a new shared depot (£6m), Belle Vue, Sudbury (£1.9m), Housing grants (£3.8m), ICT hardware/software (£0.75m), Community Grants (£0.5m) and implementing the parking strategy (£0.3m).
- 2.7 The main General Fund projects included in the Capital Programme for Mid Suffolk over the period 2023/24 to 2026/27 are a new shared depot (£6m), Housing grants (£3.6m), Community Grants (£0.8m), ICT hardware/software (£0.75m) and implementing the parking strategy (£0.27m).

The Housing Revenue Account (HRA) Capital Expenditure

- 2.8 The HRA is a ring-fenced account which ensures that council housing does not subsidise, or is itself subsidised, by other local services. HRA capital expenditure is therefore recorded separately and includes purchasing houses from the private sector to increase the housing stock as well as new build schemes and maintenance to existing homes over the forecast period.

Capital Investments Capital Expenditure

2.9 There are two types of Capital investment. They are made:

- to support local public services by lending to or buying shares in other organisations (service investments), and
- to earn investment income (known as investments for yield or commercial investments where income is the main purpose).

2.10 The capital investments (which are service investments) in the capital programme for the period 2023/24 to 2026/27 for Babergh are the development of the former Council Offices in Hadleigh (£7.5m) by the Growth company for housing; Borehamgate (£0.24m), further strategic investments (£1.9m) and a workspace development in Hadleigh (£1.9m) all for regeneration purposes. Included in the forecast outturn for 2022/23 are completion of the former Council Offices in Hadleigh (£3.3m), Borehamgate (£0.2m), and further strategic investments (£1m).

2.11 The capital investments (which are service investments) in the capital programme for the period 2023/24 to 2026/27 for Mid Suffolk include developments by the Growth company (£11.9m), including the former Council Offices at Needham Market, for housing; Gateway 14 (£10.7m) and further strategic investments (£2.7m) all for regeneration purposes. Included in the forecast outturn for 2022/23 are the former Council Offices at Needham Market (£0.25m) and Gateway 14 (£7m).

2.12 The councils have adopted the DLUHC definition of an investment so that property that is held primarily for service purposes, including regeneration, but also partly for income, is classed as a service investment. Further details on the Councils' capital investments can be found in section 3 and 4 of the Joint Investment Strategy in Appendix B.

Capital Financing

2.13 All capital expenditure must be financed, either from external sources (government grants and other contributions), the Councils' own resources (revenue, reserves and capital receipts) or debt (borrowing and leasing). The planned financing of the above expenditure is as follows:

Table 2: Capital financing

Capital Financing - General Fund						
Babergh District Council	2021/22 Actual	2022/23 Forecast Outturn	2023/24 Budget	2024/25 Forecast	2025/26 Forecast	2026/27 Forecast
	£m	£m	£m	£m	£m	£m
Capital Receipts	0.00	0.00	1.16	0.00	0.00	0.00
Revenue Reserves	0.98	0.00	0.00	0.00	0.00	0.00
Grants	1.50	0.65	0.87	0.76	0.76	0.76
External Contributions	0.06	0.09	0.00	0.00	0.00	0.00
Borrowing	2.16	9.01	12.48	7.65	3.45	1.05
Total GF Capital Financing	4.71	9.75	14.51	8.41	4.21	1.81

Capital Financing - HRA						
Babergh District Council	2021/22 Actual	2022/23 Forecast Outturn	2023/24 Budget	2024/25 Forecast	2025/26 Forecast	2026/27 Forecast
	£m	£m	£m	£m	£m	£m
Capital Receipts	3.79	4.87	0.61	2.48	1.50	0.30
Revenue Contributions	2.59	2.63	1.09	0.00	0.00	0.00
Revenue Reserves	4.60	8.52	4.82	4.81	4.81	4.73
Grants	0.95	0.02	0.19	0.00	0.00	0.00
Borrowing	4.88	0.00	1.77	0.73	2.98	1.24
Total HRA Capital Financing	16.80	16.04	8.49	8.02	9.28	6.26
Total ALL Capital Financing	21.51	25.80	23.00	16.43	13.49	8.07

Capital Financing - General Fund						
Mid Suffolk District Council	2021/22 Actual	2022/23 Forecast Outturn	2023/24 Budget	2024/25 Forecast	2025/26 Forecast	2026/27 Forecast
	£m	£m	£m	£m	£m	£m
Revenue Contributions	0.00	0.52	0.01	0.00	0.00	0.00
Revenue Reserves	3.39	0.45	0.66	0.00	0.00	0.00
Grants	2.14	0.46	0.99	0.70	0.70	0.70
Borrowing	7.79	11.97	25.67	7.27	5.11	0.89
Total GF Capital Financing	13.32	13.39	27.32	7.97	5.81	1.58

Capital Financing - HRA						
Mid Suffolk District Council	2021/22 Actual	2022/23 Forecast Outturn	2023/24 Budget	2024/25 Forecast	2025/26 Forecast	2026/27 Forecast
	£m	£m	£m	£m	£m	£m
Capital Receipts	2.72	4.81	5.54	3.19	2.67	0.30
Revenue Contributions	1.02	1.06	0.00	0.00	0.00	0.00
Revenue Reserves	4.49	9.00	4.62	4.62	4.62	4.47
Grants	0.22	0.24	0.00	0.00	0.00	0.00
Borrowing	5.48	12.00	17.55	18.32	1.65	0.35
Total HRA Capital Financing	13.92	27.11	27.71	26.13	8.93	5.12
Total ALL Capital Financing	27.24	40.50	55.03	34.10	14.74	6.70

Capital Receipts

- 2.14 When a capital asset is no longer needed, it may be sold so that the proceeds, known as capital receipts, can be spent on new assets or to repay debt. The Councils are currently also permitted to spend capital receipts “flexibly” on service transformation projects until 2023/24. Repayments of capital grants, loans and investments also generate capital receipts.
- 2.15 Capital receipts are either used to finance capital expenditure in the year the asset is sold, put into a capital reserve and used for later capital expenditure or used to repay debt. Capital receipts are expected to be used as follows:

Table 3: Capital receipts used

Capital Receipts						
Babergh District Council	2021/22 Actual	2022/23 Forecast Outturn	2023/24 Budget	2024/25 Forecast	2025/26 Forecast	2026/27 Forecast
	£m	£m	£m	£m	£m	£m
General Fund	0.00	0.00	1.16	0.00	0.00	0.00
General Fund Capital Loan Repayments	0.23	0.23	0.25	7.35	4.02	0.28
Council Housing (HRA) 1-4-1 Receipts	2.40	2.66	0.32	0.99	1.50	0.30
Council Housing (HRA) Other	1.39	2.21	0.29	1.49	0.00	0.00
Total Capital Receipts	4.02	5.10	2.02	9.83	5.52	0.58

Capital Receipts						
Mid Suffolk District Council	2021/22 Actual	2022/23 Forecast Outturn	2023/24 Budget	2024/25 Forecast	2025/26 Forecast	2026/27 Forecast
	£m	£m	£m	£m	£m	£m
General Fund	0.00	0.00	0.00	0.00	0.00	0.00
General Fund Capital Loan Repayments	0.23	26.96	0.25	9.20	3.33	3.78
Council Housing (HRA) 1-4-1 Receipts	2.48	2.78	2.13	2.04	1.69	0.30
Council Housing (HRA) Other	0.24	2.03	3.41	1.15	0.98	0.00
Total Capital Receipts	2.94	31.77	5.78	12.39	6.00	4.08

Repayment of Debt

- 2.16 Debt is only a temporary source of finance, since loans and leases must be repaid. Capital receipts may be used to replace debt finance, but usually debt is repaid over time from revenue, which is known as minimum revenue provision (MRP).
- 2.17 The Councils planned MRP and repayment of borrowing charged to revenue are as follows:

Table 4: Repayment of debt from revenue

Repayment of Debt Finance						
Babergh District Council	2021/22 Actual	2022/23 Forecast Outturn	2023/24 Budget	2024/25 Forecast	2025/26 Forecast	2026/27 Forecast
	£m	£m	£m	£m	£m	£m
Repayment of Borrowing from HRA Revenue	0.15	0.00	0.00	0.00	0.00	0.00
MRP charged to General Fund Revenue	1.22	1.46	1.63	1.79	1.97	2.09
Total Repayment of Debt Finance	1.37	1.46	1.63	1.79	1.97	2.09

Repayment of Debt Finance						
Mid Suffolk District Council	2021/22 Actual	2022/23 Forecast Outturn	2023/24 Budget	2024/25 Forecast	2025/26 Forecast	2026/27 Forecast
	£m	£m	£m	£m	£m	£m
MRP charged to General Fund Revenue	1.30	1.33	1.49	1.66	1.77	1.90
Total Repayment of Debt Finance	1.30	1.33	1.49	1.66	1.77	1.90

- 2.18 The Councils' full minimum revenue provision statement is shown in Appendix H.

Capital Financing Requirement

- 2.19 The Councils' underlying need to borrow for capital purposes is measured by the capital financing requirement (CFR). The CFR, together with usable reserves, is one of the core drivers of both Councils' treasury management activities.

- 2.20 The CFR represents the cumulative outstanding amount of debt finance. It increases with new debt-financed (borrowing/leases) capital expenditure and reduces with MRP and capital receipts used to repay debt.
- 2.21 Babergh's CFR is expected to increase by £7.31m and Mid Suffolk's reduce by £4.32m during 2022/23. Based on the above figures for expenditure (Table 1), financing (Table 2), and debt repayment (Table 4), the Councils estimate that their CFR will be as follows:

Table 5: Prudential Indicator: Estimated Capital Financing Requirement

Cumulative Capital Financing Requirement (CFR)						
Babergh District Council	2021/22 Actual	2022/23 Forecast Outturn	2023/24 Budget	2024/25 Forecast	2025/26 Forecast	2026/27 Forecast
	£m	£m	£m	£m	£m	£m
General Fund	18.56	22.27	27.34	29.38	30.80	29.70
Capital Investments	54.13	57.73	63.28	59.74	55.78	55.55
Total General Fund	72.69	80.00	90.61	89.12	86.58	85.26
Council Housing (HRA)	92.89	92.89	94.67	95.40	98.38	99.61
Total CFR	165.58	172.90	185.28	184.52	184.95	184.87

Cumulative Capital Financing Requirement (CFR)						
Mid Suffolk District Council	2021/22 Actual	2022/23 Forecast Outturn	2023/24 Budget	2024/25 Forecast	2025/26 Forecast	2026/27 Forecast
	£m	£m	£m	£m	£m	£m
General Fund	23.19	26.83	33.61	35.72	37.31	36.30
Capital Investments	78.09	58.13	75.28	69.59	68.00	64.22
Total General Fund	101.28	84.95	108.89	105.30	105.31	100.52
Council Housing (HRA)	94.24	106.24	123.79	142.11	143.76	144.11
Total CFR	195.52	191.19	232.68	247.42	249.07	244.62

3. The Prudential Code

- 3.1 The framework established by the Prudential Code should support local strategic planning, local asset management planning and proper option appraisal.
- 3.2 The objectives of the Prudential Code are to ensure, within a clear framework, that the capital investment plans of local authorities are affordable, prudent and sustainable, and that treasury management decisions are taken in accordance with good professional practice and in full understanding of the risks involved and how these risks will be managed to levels that are acceptable to the Councils.
- 3.3 The Prudential Code requires both Councils to look at capital expenditure and investment plans in the light of overall organisational strategy and resources and ensure that decisions are being made with sufficient regard to the long run financing implications and potential risks to the Councils. Effective financial planning, option appraisal, risk management and governance processes are essential in achieving a prudential approach to capital expenditure, investment and debt.

- 3.4 The Prudential Indicators included in the Joint Capital Strategy, (Appendix A Tables 1, 5, 6, 8 and 9) illustrate the affordability and impact of capital expenditure decisions and set out both Councils overall capital and treasury framework.
- 3.5 Effective management and decisions on funding ensure both Councils comply with the provisions of Section 32 of the Local Government Finance Act 1992 to set a balanced budget. Using borrowing powers to undertake investment in line with the Joint Corporate Plan priority outcomes and generate a rate of return to produce additional income in order to address the funding pressures that both Councils face over the next 4 years.

4. Treasury Management

- 4.1 Treasury management is concerned with keeping sufficient but not excessive cash available to meet the Councils' spending needs, while managing the risks involved. Surplus cash is invested until required, while a shortage of cash will be met by borrowing, to avoid excessive credit balances or overdrafts in the bank current account. The Councils are typically cash rich in the short-term as revenue income is received before it is spent, but cash poor in the long-term as capital expenditure is incurred before being financed. The revenue cash surpluses are offset against capital cash shortfalls to reduce overall borrowing. Appendix F shows the current position.
- 4.2 On 30 November 2022:
- Babergh has £113.1m total borrowing at an average interest rate of 2.8% and £18.3m of treasury investments at an average rate of 3.2%.
 - Mid Suffolk has £135.3m total borrowing at an average interest rate of 2.6% and £16.3m treasury investments at an average interest rate of 3.5%.

Borrowing strategy:

- 4.3 The Councils' main objectives when borrowing is to achieve a low but certain cost of finance whilst retaining flexibility if plans should change in the future. These objectives are often conflicting, and the Councils therefore seek to strike a balance between short-term loans (currently available at around 4%) and long-term fixed rate loans where the future cost is known but higher (currently around 4.4% to 4.7%).
- 4.4 The Councils do not borrow to invest for the primary purpose of financial return and therefore retains full access to the Public Works Loans Board.
- 4.5 The forecast movement in the CFR in coming years is one of the Prudential Indicators. The movement in actual external debt and usable reserves combine to identify the Councils' borrowing requirement and potential treasury management investment strategy in the current and future years.
- 4.6 The Councils' projected levels of total outstanding debt (borrowing and leases) are shown below and compared with the capital financing requirement (in paragraph 2.21, Table 5 above).

Table 6: Prudential Indicator: Gross Debt and Capital Financing Requirement

Gross Debt and Capital Financing Requirement						
Babergh District Council	31.3.2022 Actual £m	31.3.2023 Forecast Outturn £m	31.3.2024 Budget £m	31.3.2025 Forecast £m	31.3.2026 Forecast £m	31.3.2027 Forecast £m
General Fund						
Outstanding Borrowing (Debt)	(35.65)	(52.15)	(56.85)	(55.60)	(54.01)	(53.75)
Capital Financing Requirement	72.69	80.00	90.61	89.12	86.58	85.26
General Fund Headroom	37.04	27.85	33.76	33.52	32.56	31.51
HRA						
Outstanding Borrowing (Debt)	(84.75)	(84.75)	(86.52)	(87.25)	(90.23)	(91.47)
Capital Financing Requirement	92.89	92.89	94.67	95.40	98.38	99.61
HRA Headroom	8.15	8.15	8.15	8.15	8.15	8.15

Gross Debt and Capital Financing Requirement						
Mid Suffolk District Council	31.3.2022 Actual £m	31.3.2023 Forecast Outturn £m	31.3.2024 Budget £m	31.3.2025 Forecast £m	31.3.2026 Forecast £m	31.3.2027 Forecast £m
General Fund						
Outstanding Borrowing (Debt)	(61.85)	(59.05)	(65.23)	(61.85)	(62.69)	(58.90)
Capital Financing Requirement	101.28	84.95	108.89	105.30	105.31	100.52
General Fund Headroom	39.43	25.90	43.66	43.45	42.63	41.62
HRA						
Outstanding Borrowing (Debt)	(73.49)	(84.41)	(101.97)	(120.28)	(121.93)	(122.28)
Capital Financing Requirement	94.24	106.24	123.79	142.11	143.76	144.11
HRA Headroom	20.75	21.83	21.83	21.83	21.83	21.83

- 4.7 Statutory guidance says that debt should remain below the CFR, except in the short-term. As can be seen from Table 6 above, both Councils expect to comply with this in the medium-term (shown as Headroom).

Liability benchmark:

- 4.8 The Councils can internally borrow when they have generated a cash surplus on their revenue activities, for example from council tax, business rates, etc received in advance of use. This is known as a working capital surplus and can be used, in the short term, to finance capital expenditure meaning that there is not an immediate requirement to borrow from third parties.
- 4.9 Cash held within the Councils' reserves also reduces the requirement to borrow from third parties, until the reserves are used for their intended purpose.
- 4.10 To compare the Councils' actual borrowing against the lowest risk level of borrowing, a liability benchmark has been calculated. This gives an indication of the minimum amount of external borrowing required to meet the borrowing need (CFR) assuming that the Councils internally borrow up to the level of their estimated reserves balance and projected working capital surplus, whilst maintaining cash and investment balances at a minimum of treasury investments for each Council over the medium-term (the lowest level being £13.0m).
- 4.11 This benchmark is currently £126.59m for Babergh and £122.74m for Mid Suffolk for 2022/23 and is forecast to increase to £145.69m and £178.39m respectively over the next four years.

Table 7: Borrowing and the Liability Benchmark

Borrowing and Liability Benchmark						
Babergh District Council	2021/22 Actual	2022/23 Forecast Outturn	2023/24 Budget	2024/25 Forecast	2025/26 Forecast	2026/27 Forecast
	£m	£m	£m	£m	£m	£m
Liability Benchmark	113.53	126.59	140.61	142.81	145.18	145.69
Outstanding Borrowing (Debt)	(120.40)	(103.84)	(93.28)	(86.71)	(80.12)	(79.53)
	(6.86)	22.75	47.33	56.10	65.06	66.16

Borrowing and Liability Benchmark						
Mid Suffolk District Council	2021/22 Actual	2022/23 Forecast Outturn	2023/24 Budget	2024/25 Forecast	2025/26 Forecast	2026/27 Forecast
	£m	£m	£m	£m	£m	£m
Liability Benchmark	125.08	122.74	166.07	182.76	184.91	178.39
Outstanding Borrowing (Debt)	(135.34)	(122.73)	(90.10)	(88.95)	(87.79)	(71.60)
	(10.26)	0.01	75.96	93.81	97.12	106.79

The detailed calculation of the Liability Benchmark is shown in Appendix C Table 2.

Authorised limit for external debt:

- 4.12 The Councils are legally obliged to set an authorised limit for external debt each year and to keep it under review. In line with statutory guidance, a lower “operational boundary” is also set and acts as a warning that action may be required to ensure that debt does not breach the authorised limit.
- 4.13 The operational boundary is set equal to the Councils’ CFR, which represents the total borrowing need resulting from capital expenditure. The Councils have set an authorised limit of £15m above the operational boundary for each year to allow for working capital fluctuations or borrowing in advance of planned capital expenditure.

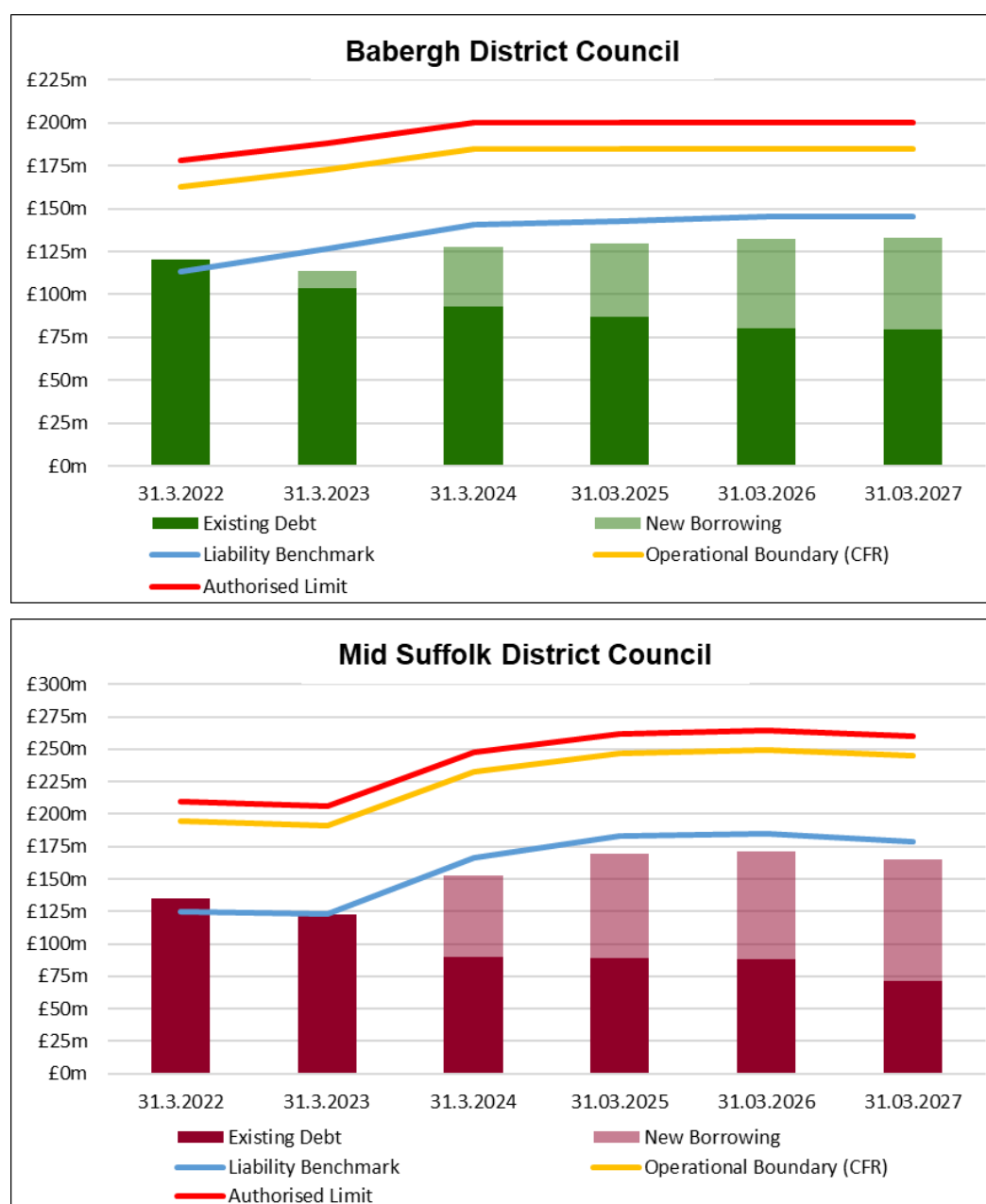
Table 8: Prudential Indicators: Authorised limit and operational boundary for external debt

Operational Boundary & Authorised Limit					
Babergh District Council	2022/23 Limit	2023/24 Limit	2024/25 Limit	2025/26 Limit	2026/27 Limit
	£m	£m	£m	£m	£m
Operational Boundary	173	185	185	185	185
Authorised Limit	188	200	200	200	200
Ratio of Debt to Authorised Limit	64.0%	68.4%	71.7%	71.4%	72.1%

Operational Boundary & Authorised Limit					
Mid Suffolk District Council	2022/23 Limit	2023/24 Limit	2024/25 Limit	2025/26 Limit	2026/27 Limit
	£m	£m	£m	£m	£m
Operational Boundary	191	233	247	249	245
Authorised Limit	206	248	262	264	260
Ratio of Debt to Authorised Limit	65.7%	57.8%	63.8%	69.0%	71.0%

- 4.14 The charts that follow illustrate how outstanding debt is expected to remain below the liability benchmark, operational boundary and authorised limit for both Councils.

Chart 1: Borrowing compared to CFR, liability benchmark, operational boundary and authorised limit



- 4.15 Further details on borrowing are shown in Appendix C section 4 of the Joint Treasury Management Strategy.

Joint Treasury Investment Strategy:

- 4.16 Treasury investments arise from receiving cash before it is paid out again. The Councils hold several long-term investments as a result of this. These and all other treasury management activities are set out in the Joint Treasury Management Strategy in Appendix C. The Councils planned spend on the capital programme has an impact on the amount of surplus cash available for treasury investments and this results in the Councils need to borrow.

- 4.17 Investments made for service reasons or for pure financial gain are not generally considered to be part of treasury management. These are explained further in the Joint Investment Strategy in Appendix B.

4.18 **Risk management:**

The effective management and control of risk are prime objectives of the Councils' treasury management activities. The Joint Treasury Management Strategy in Appendix C sets out various Prudential Indicators and limits to constrain the risk of unexpected losses and details the extent to which financial derivatives may be used to manage treasury risks.

4.19 **Governance:**

Decisions on treasury management investment and borrowing are made daily and are therefore delegated to the Director, Corporate Resources (the S151 Officer) and staff, who must act in line with the treasury management strategy approved by full Council. Half yearly and annual reports on treasury management activity have been presented to the Joint Audit and Standards Committee (JASC) who is responsible for scrutinising treasury management decisions.

5. Investments for Service Purposes

- 5.1 Service investments are where the Councils can support the provision of local public services by lending to or buying shares in other organisations.
- 5.2 The Councils invest in the Growth companies for the purpose of the development of housing schemes and regeneration.

6. Liabilities:

- 6.1 In addition to debt of £143.37m for Babergh and £167.19m for Mid Suffolk, as detailed in Table 6 above for 2023/24, the Councils are committed to making future payments to cover their pension fund deficits. On 31 March 2022 Babergh's deficit was valued at £17.63m and Mid Suffolk's was £27.706m, with contributions of £0.487m for Babergh and £0.785m for Mid Suffolk due in 2022/23.

Governance:

- 6.2 Reports are taken to Cabinet as part of the budget monitoring process.

7. Revenue Budget Implications

- 7.1 Although capital expenditure is not charged directly to the revenue budget, interest payable on loans and MRP are charged to revenue. The net annual charge is known as financing costs; this is compared to the net revenue stream i.e. the amount funded from Council Tax, Business Rates and general government grants for the General Fund and housing rents for the Housing Revenue Account (HRA).
- 7.2 For Babergh the maximum cost is 25.87% and for Mid Suffolk it is 19.39% in 2026/27 for the General Fund, as shown in Table 9 below. For the HRA the levels (gross costs) are lower due to the link to the debt associated with the Councils' housing stock.

Table 9: Prudential Indicator: Proportion of gross financing costs to net revenue stream

Proportion of Gross Financing Costs to Net Revenue Stream					
Babergh District Council	2022/23 Forecast Outturn	2023/24 Budget	2024/25 Forecast	2025/26 Forecast	2026/27 Forecast
General Fund -					
Gross Financing costs £m	1.90	3.11	3.50	3.68	3.79
Proportion of net revenue stream %	13.63%	20.40%	22.13%	25.10%	25.87%
Council Housing (HRA) -					
Financing costs £m	3.16	3.11	3.18	3.35	3.47
Proportion of net revenue stream %	18.06%	16.31%	16.19%	16.57%	16.66%

Proportion of Gross Financing Costs to Net Revenue Stream					
Mid Suffolk District Council	2022/23 Forecast Outturn	2023/24 Budget	2024/25 Forecast	2025/26 Forecast	2026/27 Forecast
General Fund -					
Gross Financing costs £m	2.18	3.00	3.18	3.29	3.41
Proportion of net revenue stream %	12.31%	16.26%	16.40%	19.03%	19.39%
Council Housing (HRA) -					
Financing costs £m	3.21	3.31	4.20	4.60	4.65
Proportion of net revenue stream %	20.92%	19.82%	24.36%	25.91%	25.38%

7.3 In addition to capital receipts, grants and borrowing the housing capital programme is partly financed by income received from housing rents. Table 10 shows these contributions and associated costs as an equivalent average weekly rent.

7.4 **Table 10: Impact of Capital Decisions on HRA Rents**

Babergh District Council	2022/23 Forecast Outturn	2023/24 Budget	2024/25 Forecast	2025/26 Forecast	2026/27 Forecast
	£	£	£	£	£
Increase in average weekly rents	14.51	14.45	6.31	0.57	1.22

Mid Suffolk District Council	2022/23 Forecast Outturn	2023/24 Budget	2024/25 Forecast	2025/26 Forecast	2026/27 Forecast
	£	£	£	£	£
Increase in average weekly rents	7.34	10.14	7.75	11.45	11.64

7.5 The setting of rent levels has been determined separately through the 30-year business model and any surplus or deficit on the HRA is transferred to or from Reserves.

7.6 Further details of the revenue implications of capital expenditure are included in the Budget Report that will be presented to the next Cabinet meetings and then onto the Full Council meetings in February 2023.

8. Sustainability

- 8.1 Due to the very long-term nature of capital expenditure and financing, the revenue budget implications of expenditure incurred in the next few years will extend for up to 50 years into the future. The Director – Corporate Resources is satisfied that the proposed capital programme is prudent, affordable and sustainable over the medium term. This is due to the fact that debt remains below the CFR, (see Table 6), below the liability benchmark (see Table 7), and below the operational boundary and authorised limits (see Table 8), as well as an acceptable level of financing costs proportionate to the net revenue stream (see Table 9).

9. Knowledge and Skills

- 9.1 The Councils employ professionally qualified and experienced staff in senior positions with responsibility for making capital expenditure, borrowing and investment decisions. For example, the Director - Corporate Resources is an ACCA qualified accountant with over 20 years' experience and the Corporate Manager – Finance, Commissioning and Procurement is a CIPFA qualified accountant with over 15 years' experience. The Council employs the Director – Assets and Investments, who is a qualified chartered surveyor (MRICS) with over of 20 years' experience in both the private and public sector. The Council pays for staff to study towards relevant professional qualifications in finance such as the ICAEW, CIPFA and AAT.
- 9.2 Where Council staff do not have the knowledge and skills required, use is made of external advisers and consultants that are specialists in their field. The Councils currently employ Arlingclose Limited as treasury management advisers.
- 9.3 Other advisers include Jones Lang Lasalle (JLL) as property consultants, Carter Jonas for development appraisal and Browne Jacobson for legal support. For the development of the council offices the Growth Companies were appointed and Hamson Barron Smith are used for all technical support. This approach is more cost effective than employing such staff directly and ensures that the Councils have access to knowledge and skills commensurate with its risk appetite.
- 9.4 Both Councils are working with Norse Group Holdings Ltd to complete the developments at the sites of the former council offices, in Hadleigh and Needham Market, through the Councils' trading companies, Babergh Growth Ltd and Mid Suffolk Growth Ltd. Mid Suffolk is working with JAYNIC Properties Ltd on the development of the Gateway 14 site.
- 9.5 The Councils have a Learning and Development programme for staff which includes access to internal and externally provided training including attaining full professional qualifications.

APPENDIX B: JOINT INVESTMENT STRATEGY 2023/24

1. Introduction

- 1.1 The Councils invest their money for three broad purposes:
- because they have surplus cash as a result of their day-to-day activities, for example when income is received in advance of expenditure (known as treasury management investments),
 - to support local public services and stimulate local economic growth by lending to or buying shares in other organisations (known as service investments), and
 - to earn investment income (known as commercial investments - for yield where income is the main purpose).
- 1.2 This Joint Investment Strategy is for 2023/24, meets the requirements of statutory guidance issued by the government in January 2018, and focuses on the second and third of these categories.

2. Treasury Management Investments

- 2.1 The Councils typically receive their income in cash (e.g. from taxes and grants) before they pay for their expenditure in cash (e.g. through payroll and invoices). The Councils also hold reserves for future expenditure and collect local taxes on behalf of other local authorities and central government. These activities, plus the timing of borrowing decisions, lead to a cash surplus which is invested in accordance with guidance from the Chartered Institute of Public Finance and Accountancy (CIPFA).
- 2.2 Full details of the Councils' policies and its plan for 2023/24 for treasury management investments are covered in a separate document, the treasury management strategy, available in Appendix C.

Contribution:

- 2.3 The contribution that these investments make to the objectives of both Councils is to support effective treasury management activities.

3. Investments in Property

- 3.1 Investments in property can take the form of using and developing council owned assets. The definition does not include the redevelopment for council housing through the HRA.

Contribution:

- 3.2 The Councils invest in commercial and residential property within their Districts, for the purpose of regeneration and economic development, whilst also generating income that will be spent on local public services.

- 3.3 The current and future property investments for council owned assets are described below.

Babergh

- **Borehamgate, Sudbury**

Babergh purchased Borehamgate shopping precinct on 1 August 2016 for £3.5m as part of a plan to regenerate the Hamilton Road quarter of Sudbury. This prospective development is still at an early stage and amounts for minor improvements and planned maintenance have been included in the capital programme.

- **Former Council Offices in Hadleigh**

- In September 2016 both Councils decided to relocate from their existing Council offices in Hadleigh and Needham Market to Endeavour House in Ipswich and subsequently relocated in November 2017. In December 2018, the Councils approved investments in market led housing schemes for the former office sites to realise value from these now surplus assets.
- Babergh approved the conversion of the former Corks Lane Council office in Hadleigh into 31 new homes and also the construction of an additional 26 new homes on the site, all for market sale.
- The Council created a new company, Babergh Growth Ltd, on 19 March 2019, which entered into a joint venture with Norse Group Holdings Ltd, to complete the development. The Council is providing 100% of the finance.
- A peak cash flow funding requirement of £7m is included in the capital programme. The scheme commenced in August 2022..

- **Hadleigh A1071 Roadside Commercial Workspace Development**

- The Council has secured a small parcel of employment land which it can directly invest in to address market failure and develop as a viable scheme to provide needed workspace, employment opportunities and support for the local community of Hadleigh and surrounding area.

Mid Suffolk

- **Former retail site, Stowmarket**

- Mid Suffolk bought the site in Gipping Way, Stowmarket for £1.4m on 7 January 2019 for economic development purposes. A licence to operate the car park was entered into before completion enabling the development and use of this site for public pay and display car parking from December 2018.
- Work has been undertaken to divide the site into multiple units with leases agreed with PureGym and Papa Johns for two of the units. Further improvements are currently being undertaken to the other unit with a view to having occupants in during 2023/24.

- **Former Council Offices in Needham Market**

- As stated above, both Councils decided to relocate their offices to Endeavour House in Ipswich and subsequently relocated in November 2017, with the site in Needham Market being earmarked for development predominantly for housing purposes.
- Mid Suffolk obtained planning permission for 93 new homes on the former Council office and car park sites, in Needham Market, including 83 for market sale, 7 for affordable rent and 3 for shared ownership and a convenience store.
- The Council created a new company, Mid Suffolk Growth Ltd on 19 March 2019, which entered into a joint venture with Norse Group Holdings Ltd, to complete the development and they will provide 50% of the finance.
- A peak cash flow funding requirement of £2.8m is included in the capital programme. The housing for open market sale will be funded 50% by Norse. Work on site commenced in 2020/21. Phase 1 was completed in 2021/22 with all market and affordable homes now let and sold. Phase 2 will commence in the Spring 2023. The Council's contribution is included in the capital expenditure as shown in Table 1 below:

Table 1: Property held for investment purposes: Cumulative expenditure

Cumulative Expenditure on Property Investments						
Babergh District Council	2021/22 Cumulative Actual £m	2022/23 Forecast Outturn £m	2023/24 Budget £m	2024/25 Forecast £m	2025/26 Forecast £m	2026/27 Forecast £m
Borehamgate, Sudbury	3.65	3.89	3.95	4.01	4.07	4.13
Former Council Offices, Hadleigh	0.60	3.44	3.44	3.44	3.44	3.44
A1071 Economic Development, Hadleigh	0.00	0.10	2.08	2.08	2.08	2.08
Total	4.26	7.43	9.47	9.53	9.59	9.65

Cumulative Expenditure on Property Investments						
Mid Suffolk District Council	2021/22 Cumulative Actual £m	2022/23 Forecast Outturn £m	2023/24 Budget £m	2024/25 Forecast £m	2025/26 Forecast £m	2026/27 Forecast £m
Former Council Offices, Needham Market	1.44	1.69	1.69	1.69	1.69	1.69
Former Retail Site, Stowmarket	1.88	2.05	2.05	2.05	2.05	2.05
11 Market Place, Stowmarket	0.36	0.36	0.36	0.36	0.36	0.36
Total	3.68	4.11	4.11	4.11	4.11	4.11

Security:

- 3.4 In accordance with government guidance, the Councils consider a property investment to be secure if its accounting valuation is at the same level or higher than its purchase cost including taxes and transaction costs.
- 3.5 A fair value assessment of the Councils' directly owned investment property portfolio has been made within the past twelve months, and the underlying assets provide security for capital investment. If during the preparation of the 2022/23 year-end

accounts and audit process the value of these properties are materially below their purchase cost, then an updated investment strategy will be presented to Full Council detailing the impact of the loss on the security of investments and any revenue consequences arising therefrom.

Risk assessment:

- 3.6 As mentioned in section 8 of the main report this strategy has links to the Councils' Significant Risk Register, specifically risk No's 10 and 13 and Corporate Risk No. SE05.
- 3.7 The Councils assess the risk of loss before investing in and whilst holding every property investment.
- 3.8 The Councils also commission third parties to provide expert advice. These advisors are appointed on the basis of reputation, experience and price and their advice is scrutinised by the company board members and officers responsible for investment decisions.
- 3.9 Babergh purchased Borehamgate shopping precinct for £3.56m in 2016 as an investment property. The retail units generate income from leases and are subject to pressures in the retail sector as a result of the general economic conditions. The Council has accepted the risks associated with this property e.g. the previous valuations below purchase price, whilst taking a longer-term view of its future as part of the regeneration and development of the Hamilton Road area in Sudbury.
- 3.10 Market sale housing development:
- For the development of the council offices the Growth Companies were appointed and Hamson Barron Smith used for all technical support.
 - Proposed housing schemes were approved in principle by each Council in July 2018 and the delivery option subsequently chosen for both schemes were Joint Venture developments with a public partner (in both cases Norse Group Holdings Ltd).
 - This enables the Councils to manage these schemes in a timely manner, control the quality of the housing, mitigate risk through securing an experienced socially wedded public sector partner and secure a commercial return.
- 3.11 Mid Suffolk bought the empty retail property in Stowmarket, including the car park and introduced managed parking. Work has been undertaken to divide the site into multiple units with leases agreed with PureGym and Papa Johns for two of the units. Further improvements are currently being undertaken to the other unit with a view to having occupants in during 2023/24.

Liquidity:

- 3.12 Property can be relatively difficult to sell quickly because of a lack of ready and willing investors or speculators to purchase the asset and convert to cash at short notice. However, all these properties will be part of the Councils' commercial, economic development or residential regeneration schemes.

4. Investments: Shares and Loans

- 4.1 The Councils invest through share ownership and giving loans to their wholly owned companies, special purpose vehicles or third parties (local organisations) as part of a strategy for generating a rate of return or improving the local economy.
- 4.2 The Councils invest indirectly in property, through two wholly owned holding companies, by a combination of shares (equity) and loans (debt), matching the funding requirements of the underlying investment and the returns required by the Councils. All debt financed investment complied with EU State Aid rules.
- 4.3 BDC (Suffolk Holdings) Limited, a wholly owned subsidiary of Babergh, and MSDC (Suffolk Holdings) Limited, a wholly owned subsidiary of Mid Suffolk, were both incorporated on 9 June 2017, and are investment vehicles for each Council.

Contribution:

CIFCO Ltd

- 4.4 Each holding company owns 50% of the issued share capital of CIFCO Ltd which was incorporated on 12 June 2017 to invest in a portfolio of commercial property. Each Council's investment in these companies is split 10% share capital in their holding companies and 90% loan direct to CIFCO Ltd.
- 4.5 Each Council approved an initial investment (Tranche 1) of a total of £27.5m (£2.75m shares, £24.75m loans) of which £26.1m was invested by 31 March 2019 to acquire 11 properties. There will be no further purchases from this tranche.
- 4.6 Each Council approved a further investment (Tranche 2) of £25m (£2.5m shares, £22.5m loans) with a total achieved of £23.49m by the end of 2020/21. Although CIFCO Ltd may sell assets and reinvest to make changes to the portfolio, there is not expected to be further investment by the Councils for property purchases beyond 2020/21.

Gateway 14 Ltd

- 4.7 MSDC (Suffolk Holdings) Limited also owns 100% of the issued share capital of Gateway 14 Ltd which was incorporated on the 1 November 2017 as a special purpose vehicle (SPV) to acquire Gateway 14, a 156-acre site located to the eastern fringe of Stowmarket and develop a business park. Mid Suffolk's initial investment in this company was split 10% share capital in the holding company and 90% loan to Gateway 14 Ltd, with further investments anticipated to be 100% loans.
- 4.8 Mid Suffolk Council approved an initial investment of the Gateway 14 site which was acquired for £16.5m (£1.6m shares, £14.9m loans) on 13 August 2018. Further investments of £4.16m were made in 2019/20, £0.6m in 2020/21, £4.5m in 2021/22 and £7m as at end of November 2022. In December 2022 Gateway 14 repaid £24.4m of the principal debt to the Council.
- 4.9 Further details on this project can be found in 4.21 and 4.22 below.

Babergh Growth Ltd

- 4.10 BDC (Suffolk Holdings) Limited, also owns 50% of Babergh Growth Ltd. This was incorporated on 19 March 2019. The other 50% is owned by Norse Group Holdings

Ltd. This is a joint venture with the purpose of delivering the housing development at the former council offices at Hadleigh and other residential and mixed used schemes in the future. The Council has invested in £5k of shares in the company.

Mid Suffolk Growth Ltd

- 4.11 MSDC (Suffolk Holdings) Limited, also own 50% of Mid Suffolk Growth Ltd. This was incorporated on 19 March 2019. The other 50% is owned by Norse Group Holdings Ltd. This is a joint venture with the purpose of delivering the housing development at the former council offices at Needham Market and other residential and mixed used schemes in the future. The Council has invested in £5k of shares in the company.

4.12 **Table 2: Total Investments in shares and loans**

Cumulative Investments through Shares and Loans						
Babergh District Council	2021/22 Cumulative Actual £m	2022/23 Forecast Outturn £m	2023/24 Budget £m	2024/25 Forecast £m	2025/26 Forecast £m	2026/27 Forecast £m
CIFCO Ltd (1)	25.66	25.53	25.40	25.25	25.10	24.95
CIFCO Ltd (2)	23.38	23.27	23.17	23.05	22.93	22.80
Babergh Growth Company	0.00	0.50	4.25	3.75	0.00	0.00
Total	49.04	49.31	52.81	52.05	48.03	47.75
Investment in Shares	4.96	4.96	4.96	4.96	4.96	4.96
Investment through Loans	44.08	44.35	47.85	47.10	43.07	42.79
Total	49.04	49.31	52.81	52.05	48.03	47.75

Cumulative Investments through Shares and Loans						
Mid Suffolk District Council	2021/22 Cumulative Actual £m	2022/23 Forecast Outturn £m	2023/24 Budget £m	2024/25 Forecast £m	2025/26 Forecast £m	2026/27 Forecast £m
CIFCO Ltd (1)	25.66	25.53	25.40	25.25	25.10	24.95
CIFCO Ltd (2)	23.38	23.27	23.17	23.05	22.93	22.80
Gateway 14 Ltd	24.56	7.18	7.18	2.18	2.18	2.18
Mid Suffolk Growth Company	0.00	0.00	5.25	4.81	3.50	0.00
Total	73.60	55.98	60.99	55.29	53.71	49.93
Investment in Shares	6.58	6.58	6.58	6.58	6.58	6.58
Investment through Loans	67.02	49.40	54.41	48.71	47.13	43.35
Total	73.60	55.98	60.99	55.29	53.71	49.93

Risk Assessment:

- 4.13 As mentioned in section 8 of the main report, this strategy has links to the Councils Significant Risk Register, specifically risk no. 10, if CIFCO Ltd does not generate forecast investment returns and Gateway 14 Ltd does not generate the income expected.
- 4.14 CIFCO Ltd and Gateway 14 Ltd, also maintain their own risk registers and the Corporate Manager for Internal Audit attends the regular Risk Management Panel meetings.
- 4.15 The Councils' holding companies have appointed directors to the boards of CIFCO Ltd, Gateway 14 Ltd, Babergh Growth Ltd and Mid Suffolk Growth Ltd that offer a Council shareholder perspective (elected member directors) and commercial property expertise (industry expert directors). It is anticipated that boards of any future investment SPVs, will have a similar membership.

CIFCO Ltd

- 4.16 CIFCO Ltd.'s investment strategy targets medium to long term resilience based on:
- a strategy that balances the portfolio, so a significant number of assets are 'core' and liquid and,
 - a strategy that balances other attributes such as geography, asset class and sector so that resistance to market stresses in any individual attribute can be mitigated.
- 4.17 Each property acquisition was approved by the CIFCO Ltd Board and reported to each holding company Board for approval before funds were released, and due diligence was done on the tenant as assets were acquired, including a Dun and Bradstreet credit check.
- 4.18 On a quarterly basis, CIFCO Ltd.'s fund managers Jones Lang LaSalle (JLL) provide a portfolio analysis report including market forecasts and any tenancy arrears, and the CIFCO Ltd Chair (an independent industry expert) reports on performance to simultaneous holding company board meetings and once a year to Full Council.
- 4.19 As part of annual business planning, JLL provide a full market conditions assessment, based on the individual attributes of each asset class targeted by CIFCO Ltd, and the CIFCO Ltd Board consider any revisions to its investment strategy based on this assessment and the ongoing quarterly portfolio analysis reports.
- 4.20 With financial return being the main objective, the Councils accept higher risk on investments for yield than they do with treasury management investments. The potential risks for property held for income are voids and falls in rental income. The commercial properties acquired for income are bought as long-term holdings and are professionally managed. They could be sold individually if the long-term prognosis is an underachievement of net return targets.

Gateway 14 Ltd

- 4.21 Gateway 14 Ltd was established by Mid Suffolk DC in 2017 to deliver the development of land known as Gateway 14 in Stowmarket, for the purpose of regenerating the area and economic development. Jaynic was appointed as Development manager in 2020..
- 4.22 Gateway 14 is now in the delivery phase of the development with infrastructure works due to complete Spring 2023. Contracts have been exchanged for the sale of a large distribution unit, due to be completed in December 2023..

Liquidity:

- 4.23 Loans are repaid often over a long time and consist of principal and interest in accordance with the loan agreements. The interest is a revenue receipt and is available for use immediately. The Councils have a charge on the properties acquired by CIFCO Ltd and the land acquired for Gateway 14 which gives the Councils security.

5. **Proportionality**

- 5.1 Both Councils have some dependency on profit generating investment activity to achieve a balanced revenue budget. Table 3 shows the extent to which the Councils expenditure is dependent on achieving the expected net profit from investments over the medium-term.

Should the Councils fail to achieve the expected net profit, both Councils have contingency plans for continuing to provide these services by reducing overheads, continuing to make services more efficient and through digital transformation.

Table 3: Proportionality of Investments

Proportionality of Investments						
Babergh District Council	2021/22 Actual	2022/23 Forecast Outturn	2023/24 Budget	2024/25 Forecast	2025/26 Forecast	2026/27 Forecast
	£m	£m	£m	£m	£m	£m
Gross service expenditure	31.96	33.03	34.33	34.26	34.84	35.45
Gross Investment income	2.65	2.75	2.77	2.77	2.77	2.77
Proportion	8.30%	8.33%	8.07%	8.09%	7.95%	7.82%

Proportionality of Investments						
Mid Suffolk District Council	2021/22 Actual	2022/23 Forecast Outturn	2023/24 Budget	2024/25 Forecast	2025/26 Forecast	2026/27 Forecast
	£m	£m	£m	£m	£m	£m
Gross service expenditure	34.22	31.42	33.91	33.65	34.27	34.93
Gross Investment income	3.89	4.63	3.14	3.14	3.14	3.14
Proportion	11.36%	14.74%	9.27%	9.34%	9.17%	8.99%

6. **Borrowing in Advance of Need**

CIPFA Prudential Code

- 6.1 The 2021 Prudential Code states that “local authorities must not borrow to invest primarily for financial return”.
- 6.2 The underlying need to borrow is reflected in the CFR adjusted for long term liabilities (see Appendix A Table 4). Neither Council plans to borrow above its CFR which is in accordance with the Prudential Code.

DLUHC Guidance

- 6.3 Government guidance issued in October 2018 has extended the Prudential Code definition to include borrowing to finance the acquisition of non-financial as well as financial investments that the organisation holds primarily or partially to generate a profit. This includes all loans and property investments.
- 6.4 Both Councils' have borrowed to invest in their own properties and to give loans to CIFCO Ltd and Gateway 14 Ltd and other special purpose vehicles. These make a profit to reinvest in Council services and help achieve a balanced revenue budget. The Councils' view of this activity is that it meets the service needs and is within their CFR as per the CIPFA definition.
- 6.5 The Councils' policies in investing the money borrowed, including management of the risks, for example, of not achieving the desired profit or borrowing costs increasing are:
- When exercising the power to invest, the Councils will act for a proper purpose and act in a reasonable manner, its fiduciary duty to obtain value for money and whether the investments are proportionate and properly balanced against the anticipated benefits as well as the wider interests of the Councils' local Business Rate and Council Tax payers.
 - To have regard to the regeneration and development strand of the Councils' Joint Asset and Investment Strategy when investing for profit, acknowledging that the Councils have a key role to play in using their own assets and enabling/facilitating the use of private and other public sector assets to deliver housing and economic growth and regeneration. To appoint independent industry expert directors to the Councils' investment and SPV company boards
 - For the SPVs to prepare a business case for each purchase and report to the Council on expected cost and benefits
 - To appoint relevant expert advisors when assessing, entering and holding an investment.
 - When investing in development projects, where possible and appropriate, to contract with an experienced development partner.
 - To prioritise medium to long term resilience of investments, over short-term gain.
 - To fund and structure each investment to optimise risks and rewards, having regard to the previous bullet point.

7. Knowledge and Skills

- 7.1 As per section 10 of the Joint Capital Strategy in Appendix A

8. Governance – Capital Investments

- 8.1 The Capital Programme is approved as part of the annual budget setting process by Cabinet and Full Council in February. Other investment decisions occurring outside of this process that exceed £150k qualify as a key decision as per Part One of the Councils' constitution and is approved by Cabinet and Full Council.

9. Investment Indicators

- 9.1 The Councils have set the following quantitative indicators to allow elected members and the public to assess the Councils' total risk exposure as a result of their investment decisions. These are shown in Tables 4, 5 and 6 that follow.

Total risk exposure:

- 9.2 The first indicator shows the Councils' cumulative total exposure to potential investment losses.

Table 4: Total investment exposure

Cumulative Investment Exposure						
Babergh District Council	2021/22 Actual £m	2022/23 Forecast Outturn £m	2023/24 Budget £m	2024/25 Forecast £m	2025/26 Forecast £m	2026/27 Forecast £m
Treasury Management Investments	12.84	13.03	13.00	13.00	13.00	13.00
Capital Investments	53.30	56.74	62.28	61.58	57.62	57.40
Total Exposure	66.13	69.76	75.28	74.58	70.62	70.40

Cumulative Investment Exposure						
Mid Suffolk District Council	2021/22 Actual £m	2022/23 Forecast Outturn £m	2023/24 Budget £m	2024/25 Forecast £m	2025/26 Forecast £m	2026/27 Forecast £m
Treasury Management Investments	13.50	13.53	13.50	13.50	13.50	13.50
Capital Investments	77.28	60.09	65.10	59.40	57.82	54.03
Total Exposure	90.78	73.62	78.60	72.90	71.32	67.53

Cumulative Investment Exposure						
Mid Suffolk District Council	2021/22 Actual £m	2022/23 Forecast Outturn £m	2023/24 Budget £m	2024/25 Forecast £m	2025/26 Forecast £m	2026/27 Forecast £m
Treasury Management Investments	13.50	13.53	13.50	13.50	13.50	13.50
Capital Investments	77.28	59.92	64.92	59.23	57.64	53.86
Total Exposure	90.78	73.44	78.42	72.73	71.14	67.36

How investments are funded:

- 9.3 Government guidance is that these indicators should include how investments are funded. Since the Councils do not normally associate particular assets with particular liabilities, this guidance is difficult to apply. However, the following investments could be described as funded by borrowing.
- 9.4 For those investments funded by borrowing the exposure at the beginning of 2023/24 is forecast to be £56.6m for Babergh and £59.9m for Mid Suffolk as shown in Table 5 that follows.

9.5 **Table 5: Investments funded by borrowing**

Cumulative investments funded by borrowings						
Babergh District Council	2021/22 Actual £m	2022/23 Forecast Outturn £m	2023/24 Budget £m	2024/25 Forecast £m	2025/26 Forecast £m	2026/27 Forecast £m
Capital Investments	53.30	56.74	62.28	61.58	57.62	57.40
Total Funded by borrowing	53.30	56.74	62.28	61.58	57.62	57.40

Cumulative investments funded by borrowings						
Mid Suffolk District Council	2021/22 Actual £m	2022/23 Forecast Outturn £m	2023/24 Budget £m	2024/25 Forecast £m	2025/26 Forecast £m	2026/27 Forecast £m
Capital Investments	77.28	60.09	65.10	59.40	57.82	54.03
Total Funded by borrowing	77.28	60.09	65.10	59.40	57.82	54.03

Rate of return received:

- 9.6 This indicator shows the investment income received less the associated costs, including the cost of borrowing where appropriate, as a proportion of the sum initially invested. Note that due to the complex local government accounting framework, not all recorded gains and losses affect the revenue account in the year they are incurred.

Table 6: Investments net rate of return

Investments net rate of return						
Babergh District Council	2021/22 Actual %	2022/23 Forecast Outturn %	2023/24 Budget %	2024/25 Forecast %	2025/26 Forecast %	2026/27 Forecast %
Treasury Management Investments	2.40	2.50	2.91	2.91	2.91	2.91
Other Capital Investments	3.89	3.69	3.69	3.69	3.69	3.69
CIFCO Ltd	3.97	3.77	2.17	2.18	2.19	2.21
Babergh Growth Company	0.00	0.37	0.50	0.84	2.68	2.77
All investments (Average)	3.87	3.77	2.24	2.38	2.50	2.41

Investments net rate of return						
Mid Suffolk District Council	2021/22 Actual %	2022/23 Forecast Outturn %	2023/24 Budget %	2024/25 Forecast %	2025/26 Forecast %	2026/27 Forecast %
Treasury Management Investments	2.62	3.03	3.03	3.03	3.03	3.03
CIFCO Ltd	3.47	3.30	2.64	2.66	2.67	2.69
Gateway 14 Ltd	5.53	7.21	4.24	4.55	4.24	4.24
Mid Suffolk Growth Company	1.13	1.13	3.95	5.89	5.82	2.38
All investments (Average)	4.08	4.50	3.09	3.34	3.58	3.36

Note: The returns for Gateway 14 and the Growth companies varies due to the timing of repayments as properties are sold/developed and loans repaid in part or in full.

APPENDIX C: JOINT TREASURY MANAGEMENT STRATEGY 2023/24

1. Introduction

- 1.1 The Joint Treasury Management strategy contains the following:
- Borrowing Strategy (section 4)
 - Annual Investment Strategy (section 5)
 - Treasury Management Indicators (Appendix D)
 - Economic and Interest Rate Forecast (Appendix E)
 - Existing Investment and Debt Portfolio (Appendix F)
 - Treasury Management Policy Statement (Appendix G)
- 1.2 Treasury management is the management of the Councils' cash flows, borrowing and investments, and the associated risks. Babergh and Mid Suffolk invest surplus funds and both Councils borrow to fund capital investment and manage cash flows. Both Councils are therefore exposed to financial risks including the loss of invested funds and the revenue effect of changing interest rates.
- 1.3 The successful identification, monitoring and control of financial risk are therefore central to the Councils' prudent financial management.
- 1.4 The Councils will continue to:
- Make use of call accounts, if necessary
 - Use the strongest/lowest risk non-credit rated building societies
 - Use covered bonds (secured against assets) for longer term investments
 - Consider longer term investments in property or other funds
- 1.5 The Local Government Act 2003 requires the Councils to have regard to CIPFA's Prudential Code for Capital Finance in Local Authorities 2021 (the Prudential Code) when determining how much money they can afford to borrow.
- 1.6 Treasury risk management at both Councils is conducted within the framework of the Chartered Institute of Public Finance and Accountancy's Treasury Management in the Public Services: Code of Practice 2021 Edition (the TM Code) which requires the Councils to approve a treasury management strategy before the start of each financial year. This report fulfils the Councils legal obligation under the Local Government Act 2003 to have regard to the TM Code.
- 1.7 The DLUHC Investment Guidance 2018, in paragraph 21, requires local authorities to prioritise Security, Liquidity and Yield in that order of importance.
- 1.8 The Joint Treasury Management Strategy for 2023/24 continues to focus primarily on the effective management and control of risk and striking a balance between the security, liquidity and yield of those investments. The Councils' objective when investing money is to strike an appropriate balance between risk and return.
- 1.9 Details of investments held for service purposes or for commercial profit are included in the Joint Investment Strategy shown in Appendix B.

2. External Context

- 2.1 A detailed economic and interest rate forecast provided by Arlingclose is attached at Appendix E.

3. Local Context

Interest rates on Investments and Borrowing

- 3.1 For the purpose of setting the budget, it has been assumed that new short-term treasury investments will be made at an average rate of between 1.08% and 1.16%, and that new long-term loans will be borrowed at an average rate between 4.4% and 4.7%

Capital Financing Requirement

- 3.2 The underlying need to borrow for capital purposes is measured by the Capital Financing Requirement (CFR), while balance sheet resources are the underlying sums available for investment. The Councils' current strategy is to maintain borrowing and investments below their underlying levels, sometimes known as internal borrowing.
- 3.3 On 30 November 2022, Babergh held £113.12m of borrowing and £18.34m of investments, Mid Suffolk held £135.28m of borrowing and £16.32m of investments. This is set out in further detail at Appendix F. Forecast changes in these sums are shown in the following balance sheet analysis:

Table 1: Capital Financing Requirement Summary and forecast

Cumulative Capital Financing Requirement						
Babergh	2021/22	2022/23	2023/24	2024/25	2025/26	2026/27
	Actual	Forecast	Budget	Forecast	Forecast	Forecast
	£m	£m	£m	£m	£m	£m
Capital Financing Requirement	165.58	172.90	185.28	184.52	184.95	184.87
Less: Other Debt Liabilities *	0.00	0.00	0.00	(0.06)	(0.02)	0.00
Loans CFR	165.58	172.90	185.28	184.46	184.93	184.87
Less: External Borrowing**	(120.40)	(103.84)	(93.28)	(86.71)	(80.12)	(79.53)
Internal (Over) Borrowing (Cumulative)	45.19	69.05	92.00	97.75	104.81	105.34
Less: Balances Sheet Resources	(64.88)	(59.33)	(57.67)	(54.65)	(52.76)	(52.18)
(Treasury Investments) / New Borrowing Requirement	(19.70)	9.73	34.33	43.10	52.06	53.16

Cumulative Capital Financing Requirement						
Mid Suffolk	2021/22	2022/23	2023/24	2024/25	2025/26	2026/27
	Actual	Forecast	Budget	Forecast	Forecast	Forecast
	£m	£m	£m	£m	£m	£m
Capital Financing Requirement	195.52	191.19	232.68	247.42	249.07	244.62
Less: Other Debt Liabilities *	0.00	0.00	0.00	(0.06)	(0.02)	0.00
Loans CFR	195.52	191.19	232.68	247.36	249.05	244.62
Less: External Borrowing**	(135.34)	(122.73)	(90.10)	(88.95)	(87.79)	(71.60)
Internal (Over) Borrowing (Cumulative)	60.18	68.47	142.58	158.40	161.26	173.03
Less: Balances Sheet Resources	(83.94)	(81.98)	(80.12)	(78.10)	(77.64)	(79.74)
(Treasury Investments) / New Borrowing Requirement	(23.76)	(13.52)	62.46	80.31	83.62	93.29

* leases form part of the Councils' total debt

** shows only loans to which the Councils are currently committed and excludes optional refinancing.

- 3.4 The Councils have CFRs which increase over the medium term due to the requirements of the capital programme and reduction in balances. Babergh will therefore need to borrow up to £53.1m and Mid Suffolk up to £93.3m over the forecast period.
- 3.5 CIPFA's Prudential Code for Capital Finance in Local Authorities recommends that the Councils' total debt should be lower than their highest forecast CFR over the next three years. Table 1 above shows that the Councils expect to comply with this recommendation over the forecast period.

Liability benchmark:

- 3.6 A liability benchmark has been calculated showing the lowest risk level of borrowing. This assumes the same forecasts as Table 1 above, but that cash and investment balances are kept to a minimum level of Treasury Investments for each Council over the medium-term (the lowest being £13m) to maintain sufficient liquidity but minimise credit risk.
- 3.7 A comparison of the Councils' actual borrowing against this alternative strategy was shown in Table 7 in Appendix A, paragraph 4.10. This table shows that when the Councils' expected outstanding debt is below the Liability Benchmark (lowest risk level) for the forecast period, it indicates a need to borrow.
- 3.8 The liability benchmark is an important tool to help establish whether the Councils are likely to be long-term borrowers or long-term investors in the future, and so shape their strategic focus and decision making. The liability benchmark itself represents an estimate of the cumulative amount of external borrowing the Councils must hold to fund their current capital and revenue plans while keeping treasury investments at the minimum level required to manage day-to-day cash flow.

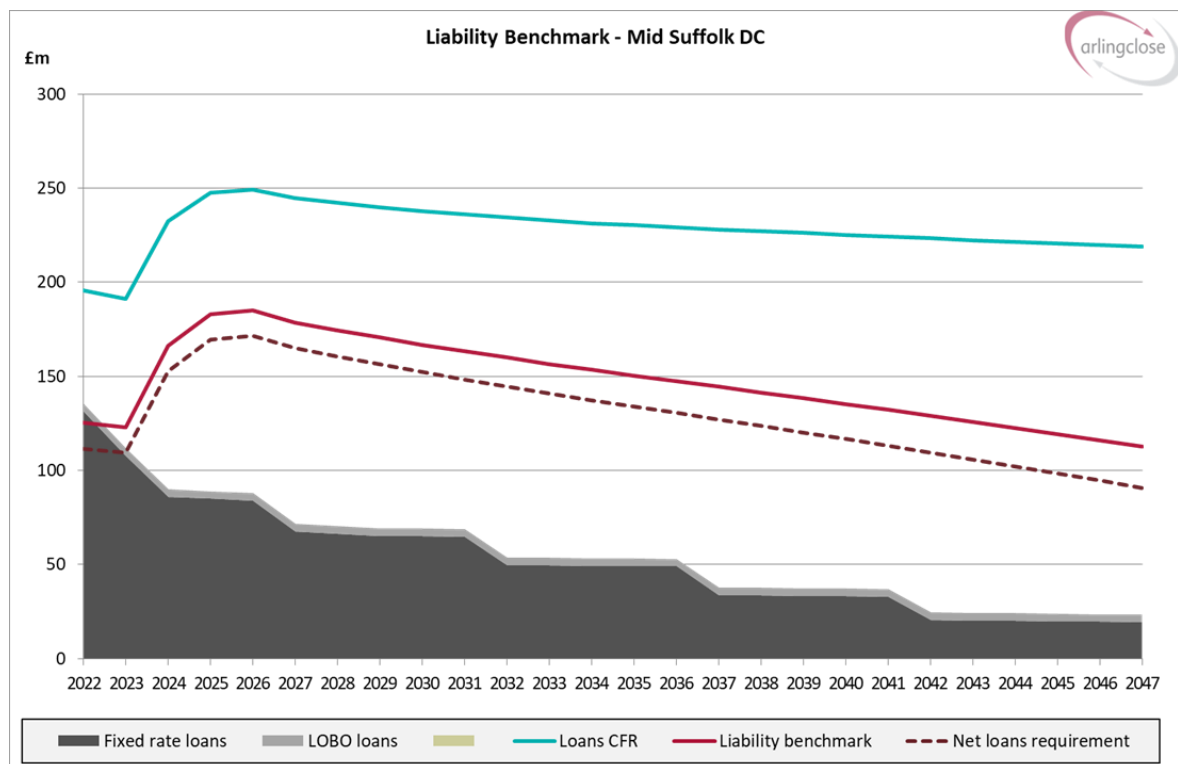
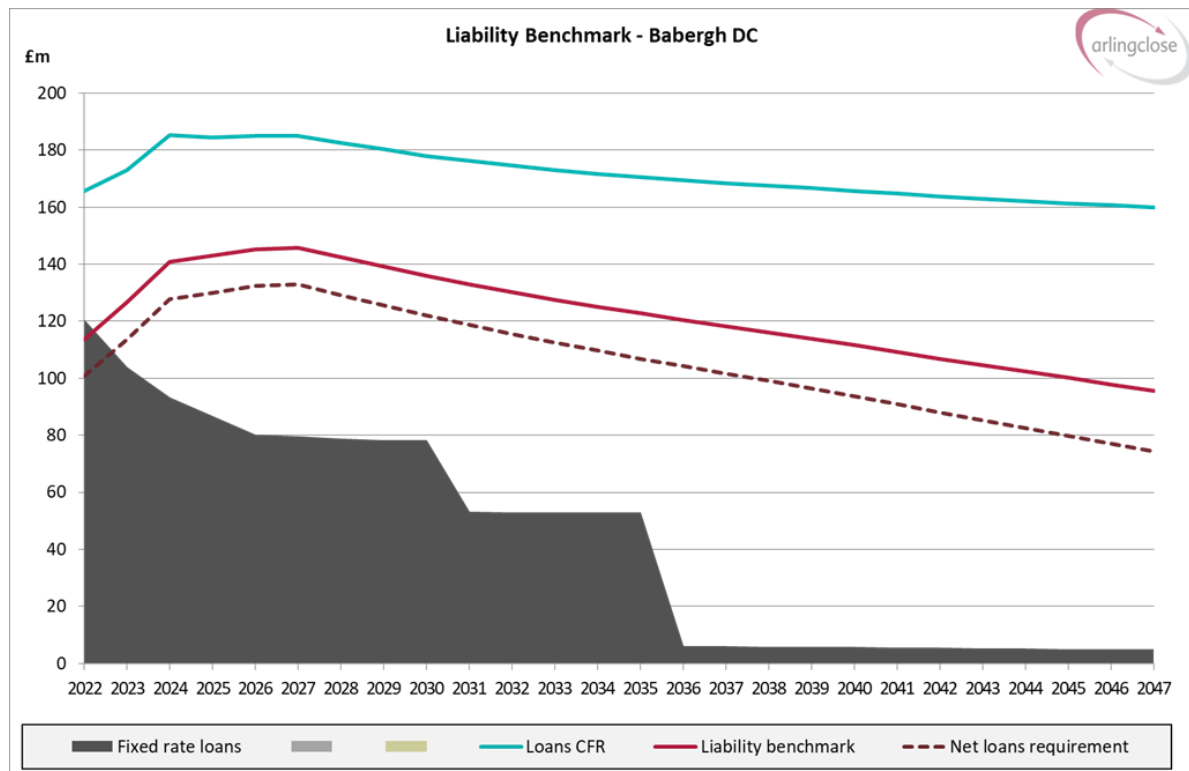
Table 2: Prudential Indicator: Liability Benchmark

Liability Benchmark						
Babergh	2021/22	2022/23	2023/24	2024/25	2025/26	2026/27
	Actual £m	Forecast Outturn £m	Budget £m	Forecast £m	Forecast £m	Forecast £m
External Borrowing	120.40	103.84	93.28	86.71	80.12	79.53
(Investments) / New Borrowing	(19.70)	9.73	34.33	43.10	52.06	53.16
Net Loans Requirement	100.70	113.57	127.61	129.81	132.18	132.69
Minimum Investments/Liquidity Allowance	12.84	13.03	13.00	13.00	13.00	13.00
Liability Benchmark	113.53	126.59	140.61	142.81	145.18	145.69

Liability Benchmark						
Mid Suffolk District Council	2021/22	2022/23	2023/24	2024/25	2025/26	2026/27
	Actual £m	Forecast Outturn £m	Budget £m	Forecast £m	Forecast £m	Forecast £m
External Borrowing	135.34	122.73	90.10	88.95	87.79	71.60
(Investments) / New Borrowing	(23.76)	(13.52)	62.46	80.31	83.62	93.29
Net Loans Requirement	111.58	109.21	152.57	169.26	171.41	164.89
Minimum Investments/Liquidity Allowance	13.50	13.53	13.50	13.50	13.50	13.50
Liability Benchmark	125.08	122.74	166.07	182.76	184.91	178.39

- 3.9 Following on from the medium-term forecasts in Table 2 above, the long-term liability benchmark assumes no additional capital expenditure funded by borrowing, and income, expenditure and reserves all increasing by inflation of 2.5% a year. This is shown in the chart below together with the maturity profile of the Councils' existing borrowing:

3.10 **Table 2: Chart: Liability Benchmark**



4. Borrowing Strategy

Overview

- 4.1 As at 30 November 2022 Babergh held loans of £113.12m and Mid Suffolk £135.28m. These have increased by £5.55m for Babergh and £2.4m for Mid Suffolk on the previous year, due to funding previous years' capital programmes.
- 4.2 The balance sheet forecast for borrowing in Table 1 above shows that Babergh could need to borrow up to £34.3m and Mid Suffolk could borrow up to £62.46m in 2023/24. The Councils may borrow to pre-fund future years' requirements, providing this does not exceed the authorised limit for borrowing of £200m for Babergh and £248m for Mid Suffolk, as shown in Appendix A Table 8.

Objectives

- 4.3 The Councils' chief objective when borrowing money is to strike an appropriately low risk balance between securing low interest costs and achieving certainty of those costs over the period for which funds are required. A secondary objective is the flexibility to renegotiate loans should the Councils' long-term plans change.

Strategy

- 4.4 Given the significant cuts to public expenditure and in particular to local government funding, the Councils' borrowing strategy continues to address the key issue of affordability without compromising the longer-term stability of the debt portfolios. With short-term interest rates currently much lower than long-term rates, it is likely to be more cost effective in the short-term to either use internal resources, or to borrow short-term loans instead. This position will be monitored and evaluated on an ongoing basis to ensure both Councils achieve value for money.
- 4.5 By doing so, the Councils are able to reduce net borrowing costs (despite foregone investment income) and reduce overall treasury risk. The benefits of internal and short-term borrowing will be monitored regularly against the potential for incurring additional costs by deferring borrowing into future years when long-term borrowing rates are forecast to rise modestly. Arlingclose (the Councils' treasury advisers) will assist the Councils with this 'cost of carry' and breakeven analysis.
- 4.6 Its output may determine whether the Councils borrow additional sums at long-term fixed rates in 2023/24 with a view to keeping future interest costs low, even if this causes additional cost in the short-term.
- 4.7 The Councils have previously raised the majority of their long-term borrowing from the PWLB but will consider borrowing any long-term loans from other sources including banks, pension funds and local authorities, and will investigate the possibility of issuing bonds and similar instruments, in order to lower interest costs and reduce over-reliance on one source of funding in line with the Treasury Management Code.
- 4.8 PWLB loans are no longer available to local authorities planning to buy investment assets primarily for yield; the Councils intend to avoid this activity in 2023/24 and beyond in order to retain its access to PWLB loans.

- 4.9 Alternatively, the Councils may arrange forward starting loans during 2023/24, where the interest rate is fixed in advance, but the cash is received in later years. This would enable certainty of cost to be achieved without suffering a cost of carry in the intervening period.
- 4.10 In addition, the Councils may borrow more short-term loans to cover unplanned cash flow shortages.

Sources of borrowing

- 4.11 The approved sources of long-term and short-term borrowing are:
- HM Treasury's PWLB lending facility (formerly Public Works Loan Board)
 - any institution approved for investments (see below)
 - any other bank or building society authorised to operate in the UK
 - any other UK public sector body
 - UK public and private sector pension funds (except Suffolk County Council Pension Fund)
 - capital market bond investors
 - UK Municipal Bonds Agency plc and other special purpose companies created to enable local authority bond issues

Other sources of debt finance

- 4.12 In addition, capital finance may be raised by the following methods that are not borrowing, but may be classed as other debt liabilities:
- leasing
 - hire purchase
 - Private Finance Initiative
 - sale and leaseback

Municipal Bonds Agency

- 4.13 UK Municipal Bonds Agency plc was established in 2014 by the Local Government Association as an alternative to the PWLB. It issues bonds on the capital markets and lends the proceeds to local authorities. This is a more complicated source of finance than the PWLB for two reasons:
- borrowing authorities will be required to provide bond investors with a guarantee to refund their investment in the event that the agency is unable to for any reason, and
 - there will be a lead time of several months between committing to borrow and knowing the interest rate payable. Any decision to borrow from the Agency will therefore be the subject of a separate report to Full Council

LOBOs

- 4.14 Mid Suffolk holds £4m of LOBO (Lender's Option Borrower's Option) loans where the lender has the option to propose an increase in the interest rate at set dates, following which the Council has the option to either accept the new rate or to repay the loan at no additional cost.

The Council has two loans and they both have options during 2023/24. Interest rates are currently 4.2% on £2m and 4.22% on £2m and with interest rates having risen recently, there is now a reasonable chance that lenders will exercise their options. If they do, the Council will take the option to repay LOBO loans to reduce refinancing risk in later years. Total borrowing via LOBO loans will be limited to £4m.

Short-term and variable rate loans

- 4.15 These loans leave the Councils exposed to the risk of short-term interest rate rises and are therefore subject to the interest rate exposure limits in the treasury management indicators below.

Local Application

- 4.16 The Councils have previously raised the majority of their long-term borrowing from the PWLB, but continues to investigate other sources of finance, such as local authority loans and bank loans, that may be available at more favourable rates.
- 4.17 Consideration will be given to all forms of borrowing/financing in relation to any future capital investment plans. This is most likely to be via the Public Works Loan Board (PWLB) but consideration will also be given to borrowing from other sources such as other local authorities, commercial banks, the money markets, capital markets (stock issues, commercial paper and bills) and leasing. The Councils will receive the “certainty rate” discount of 0.2% on PWLB loans. An “infrastructure rate” discount of 0.4% is also available for lending to support nominated infrastructure projects.
- 4.18 In conjunction with advice from Arlingclose, both Councils will keep these sources of finance under review.
- 4.19 Officers will take advice on the optimum time to undertake additional borrowing and will adopt a flexible approach in consultation with their treasury advisors, after consideration of the following:
- Affordability
 - Maturity profile of existing debt
 - Interest rate and refinancing risks
 - Borrowing source
- 4.20 The General Fund revenue budget for 2023/24 will include provision for interest payments relating to external borrowing and the statutory Minimum Revenue Provision (MRP) to ensure the principal is repaid. Different arrangements apply to the Housing Revenue Account (Council Housing) in that there is no MRP. The strategy and activities are affected by a number of factors, including the regulatory framework, economic conditions, best practice and interest rate/liquidity risk. Appendices D, E, F, G, H and I summarise the regulatory framework, economic background and information on key activities for the year.
- 4.21 In accordance with the DLUHC Guidance, the Councils will be asked to approve a revised Treasury Management Strategy if the assumptions on which this report is based change significantly. Such circumstances would include, for example, a large, unexpected change in interest rates, or in the Councils’ capital programmes or in the level of investment balances.

Debt rescheduling

- 4.22 The PWLB allows authorities to repay loans before maturity and either pay a premium or receive a discount according to a set formula based on current interest rates. Other lenders may also be prepared to negotiate premature redemption terms. The Councils may take advantage of this and replace some loans with new loans, or repay loans without replacement, where this is expected to lead to an overall cost saving or a reduction in risk. The recent rise in interest rates means that more favourable debt rescheduling opportunities should arise than in previous years.

5. Treasury Investment Strategy

- 5.1 The Councils hold significant invested funds, representing income received in advance of expenditure plus balances and reserves held. In the past twelve months, Babergh's treasury investment balances have ranged between £14.3m and £26.1m. Mid Suffolk's treasury investment balances ranged between £12.3m and £27.3m
- 5.2 Balances fluctuated more than in previous years due to timing differences between funding to support Covid19 and Council Tax energy rebate payments received from central Government and the payments being made by the Councils.

Objectives

- 5.3 CIPFA's TM Code requires the Councils to invest their treasury funds prudently, and to have regard to the security and liquidity of their investments before seeking the highest rate of return or yield. The Councils' objective when investing money is to strike an appropriate balance between risk and return, minimising the risk of incurring losses from defaults and the risk of receiving unsuitably low investment income.
- 5.4 Cash that is likely to be spent in the short term is invested securely, for example, with the government, other local authorities or selected high-quality banks, to minimise the risk of loss. Money that will be held for longer terms is invested more widely, including in bonds, shares and property, to balance the risk of loss against the risk of receiving returns below inflation. Both short-term and longer-term investments may be held in pooled funds, where an external fund manager makes decisions on which investments to buy and the Councils may request their money back at short notice or up to six months' notice for the property fund.
- 5.5 Where balances are expected to be invested for more than one year, the Councils will aim to achieve a total return that is equal to or higher than the prevailing rate of inflation (in order to maintain the spending power of the sum invested). The Councils aim to be responsible investors and will consider environmental, social and governance (ESG) issues when investing.
- 5.6 Table 3 shows the planned level of investments for treasury management purposes over the medium-term. Long term investments are those made for more than one year. Cash and cash equivalents include money market funds and current bank accounts.

Table 3: Treasury management investments

Treasury Management Investments						
Babergh District Council	31.03.2022 Actual £m	31.03.2023 Forecast Outturn £m	31.03.2024 Budget £m	31.03.2025 Forecast £m	31.03.2026 Forecast £m	31.03.2027 Forecast £m
Long Term Investments	11.11	11.03	11.00	11.00	11.00	11.00
Cash and Cash Equivalents	1.73	2.00	2.00	2.00	2.00	2.00
Total TM Investments	12.84	13.03	13.00	13.00	13.00	13.00

Treasury Management Investments						
Mid Suffolk District Council	31.03.2022 Actual £m	31.03.2023 Forecast Outturn £m	31.03.2024 Budget £m	31.03.2025 Forecast £m	31.03.2026 Forecast £m	31.03.2027 Forecast £m
Short Term Investments	0.50	0.50	0.50	0.50	0.50	0.50
Long Term Investments	11.10	11.03	11.00	11.00	11.00	11.00
Cash and Cash Equivalents	1.90	2.00	2.00	2.00	2.00	2.00
Total TM Investments	13.50	13.53	13.50	13.50	13.50	13.50

Governance – Treasury Management:

- 5.7 Decisions on treasury management investment and borrowing are made daily and are delegated to the Director - Corporate Resources (the S151 Officer) and Finance staff, who must act in line with the Joint Treasury Management Strategy approved by Full Council in February each year.
- 5.8 There will be Joint half Yearly and Joint Annual Outturn Reports on treasury management activity presented to Council and treasury management indicators reports to Cabinet on a quarterly basis. The Joint Audit and Standards Committee is responsible for scrutinising treasury management decisions.

Strategy

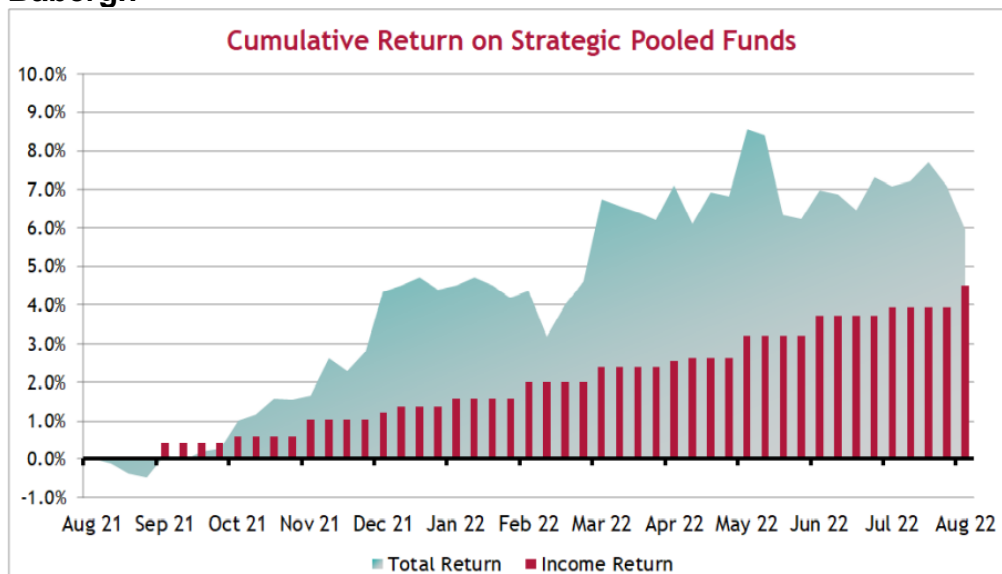
- 5.9 Given the increasing risk and very low returns from short-term unsecured bank investments, both Councils have diversified into higher yielding asset classes. This diversification represents a continuation of the strategy adopted in 2015/16.
- 5.10 The value of these funds can fluctuate and they are therefore considered to be long term investments. The Councils have invested in a number of strategic pooled funds, across a variety of asset classes to minimise risk, as shown below.

Chart 1: Strategic pooled funds asset class allocation for both Councils

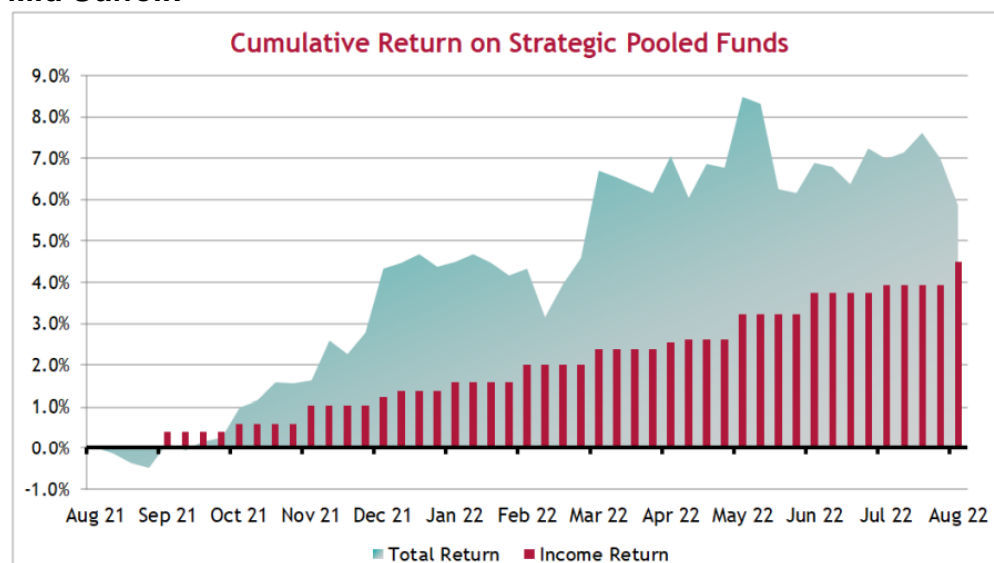
- 5.11 Although these funds have incurred unrealised capital losses, the overall total return for each has been positive with a total return of 5.94% for Babergh and 5.86% for Mid Suffolk in 2021/22 as illustrated in the following charts:

Chart 2: Cumulative return on strategic pooled funds

Babergh



Mid Suffolk



Environment, social and governance (ESG) policy

- 5.12 In 2019 the Councils declared a climate emergency with the ambition to make the Councils carbon neutral by 2030.
- 5.13 In light of climate change-related risks in particular, increasing attention is being given to responsible investment by investors globally, resulting in an increasing appreciation that assessing ESG factors is not only a moral issue to be addressed, but also a key part of understanding long-term investment risk.
- 5.14 The United Nations gives the following examples of ESG issues within its Principles for Responsible Investment.

Environmental

- Climate change
- Greenhouse gas emissions
- Resource depletion
- Waste and pollution
- Deforestation

Social

- Human rights
- Working conditions (including slavery and child labour)
- Local communities
- Employee relations and diversity

Governance

- Bribery and Corruption
- Board diversity and structure
- Executive pay
- Political lobbying and donations
- Tax strategy

- 5.15 An increasing number of ESG focussed funds are emerging that follow certain criteria for investments, such as abiding with the UN Principles of Responsible Investment, or not investing in certain industries such as weapons, fossil fuels or alcohol and tobacco.
- 5.16 Although regulations on ESG investments are gaining more clarity and standardisation, with the Government publishing a report in October 2021 called Greening Finance: A Roadmap to Sustainable Investing, careful due diligence is still required to ensure that a fund lives up to the claims being made and its ESG principles match the Councils' priorities for environmental / ethical investing.
- 5.17 The subject has been debated by both Joint Audit and Standards Committee in May 2021 and the Cabinets in January 2022. The Cabinets agreed to monitor treasury management investments in relation to all three aspects of ESG reporting as this develops and look to make changes to investments at an appropriate time that would strengthen ESG performance but be within acceptable financial considerations.

Business Models

- 5.18 Under the new IFRS 9 standard, accounting for certain investments depends on the Councils' "business model" for managing them. The Councils aim to achieve value from their internally managed treasury investments by a business model of collecting the contractual cash flows and therefore, where other criteria are also met, these investments will continue to be accounted for at amortised cost.

Approved counterparties

- 5.19 The minimum proposed investment criteria for UK counterparties in the 2023/24 Treasury Management Strategy remains at A-. (See Appendix I for a list). (Note: This would be the lowest credit rating determined by credit rating agencies).
- 5.20 In line with advice received from Arlingclose the Councils may invest surplus funds with any of the counterparty types in Table 4 that follows, subject to the cash limits (per counterparty) and the time limits shown.

Table 4: Approved investment counterparties and limits for Babergh and Mid Suffolk

Sector	Time limit	Counterparty limit	Sector limit
The UK Government	3 years	Unlimited	n/a
Babergh & Mid Suffolk District Councils	3 years	£5m	100%
Local authorities & other government entities	3 years	£2m	100%
Secured investments *	3 years	£2m	100%
Banks (unsecured) *	13 months	£2m	100%
Building societies (unsecured) *	13 months	£2m	25%
Registered providers (unsecured) *	3 years	£1m	25%
Money market funds *	n/a	£2m	100%
Strategic pooled funds	n/a	£5m	100%
Other investments *	3 years	£1m	10%

Table 4 should be read in conjunction with the following notes:

*** Minimum Credit rating**

Treasury investments in the sectors marked with an asterisk will only be made with entities whose lowest published long-term credit rating is no lower than A-. Where available, the credit rating relevant to the specific investment or class of investment is used, otherwise the counterparty credit rating is used. However, investment decisions are never made solely based on credit ratings, and all other relevant factors including external advice will be taken into account.

For entities without published credit ratings, investments may be made either (a) where external advice indicates the entity to be of similar credit quality; or (b) as part of a diversified pool e.g. via a peer-to-peer platform.

• Government

Loans to, and bonds and bills issued or guaranteed by, national governments, regional and local authorities and multilateral development banks. These investments are not subject to bail-in, and there is generally a lower risk of insolvency, although they are not zero risk. Investments with the UK Government are deemed to be zero credit risk due to its ability to create additional currency and therefore may be made in unlimited amounts for up to 3 years.

• Secured investments

Investments secured on the borrower's assets, which limits the potential losses in the event of insolvency. The amount and quality of the security will be a key factor in the investment decision. Covered bonds and reverse repurchase agreements with banks and building societies are exempt from bail-in. Where there is no investment specific credit rating, but the collateral upon which the investment is secured has a credit rating, the higher of the collateral credit rating and the counterparty credit rating will be used. The combined secured and unsecured investments with any one counterparty will not exceed the cash limit for secured investments.

- **Banks and building societies (unsecured)**
Accounts, deposits, certificates of deposit and senior unsecured bonds with banks and building societies, other than multilateral development banks. These investments are subject to the risk of credit loss via a bail-in should the regulator determine that the bank is failing or likely to fail. See below for arrangements relating to operational bank accounts.
- **Registered providers (unsecured)**
Loans to, and bonds issued or guaranteed by, registered providers of social housing or registered social landlords, formerly known as housing associations. These bodies are regulated by the Regulator of Social Housing (in England), the Scottish Housing Regulator, the Welsh Government and the Department for Communities (in Northern Ireland). As providers of public services, they retain the likelihood of receiving government support if needed.
- **Money market funds**
Pooled funds that offer same-day or short notice liquidity and very low or no price volatility by investing in short-term money markets. They have the advantage over bank accounts of providing wide diversification of investment risks, coupled with the services of a professional fund manager in return for a small fee. Although no sector limit applies to money market funds, the Councils will take care to diversify their liquid investments over a variety of providers to ensure access to cash at all times.
- **Strategic pooled funds**
Bond, equity and property funds that offer enhanced returns over the longer term but are more volatile in the short term. These allow the Councils to diversify into asset classes other than cash without the need to own and manage the underlying investments. Because these funds have no defined maturity date, but are available for withdrawal after a notice period, their performance and continued suitability in meeting the Councils' investment objectives will be monitored regularly.
- **Real estate investment trusts**
Shares in companies that invest mainly in real estate and pay the majority of their rental income to investors in a similar manner to pooled property funds. As with property funds, REITs offer enhanced returns over the longer term, but are more volatile especially as the share price reflects changing demand for the shares as well as changes in the value of the underlying properties.
- **Other investments**

This category covers treasury investments not listed above, for example unsecured corporate bonds and company loans. Non-bank companies cannot be bailed-in but can become insolvent placing the Councils' investment at risk.

Council banker and Operational bank accounts

- 5.21 The Councils may incur operational exposures, for example through current accounts, collection accounts and merchant acquiring services, to any UK bank with credit ratings no lower than BBB- and with assets greater than £25 billion. These are not classed as investments but are still subject to the risk of a bank bail-in, and balances will therefore be kept below £2m per bank. The Bank of England has stated

that in the event of failure, banks with assets greater than £25 billion are more likely to be bailed-in than made insolvent, increasing the chance of the Councils maintaining operational continuity. Both Councils bank with Lloyds Bank plc which currently has a credit rating of A+.

Risk assessment and credit ratings

- 5.22 Credit ratings are obtained and monitored by the Councils treasury advisers, who will notify changes in ratings as they occur. The credit rating agencies in current use are listed in the Treasury Management Practices document. Where an entity has its credit rating downgraded so that it fails to meet the approved investment criteria then:
- no new investments will be made,
 - any existing investments that can be recalled or sold at no cost will be, and
 - full consideration will be given to the recall or sale of all other existing investments with the affected counterparty.
- 5.23 Where a credit rating agency announces that a credit rating is on review for possible downgrade (also known as “negative watch”) so that it may fall below the approved rating criteria, then only investments that can be withdrawn on the next working day will be made with that organisation until the outcome of the review is announced. This policy will not apply to negative outlooks, which indicate a long-term direction of travel rather than an imminent change of rating.
- 5.24 See the table in Appendix I for an explanation of the credit ratings issued by the main credit ratings agencies.

Other information on the security of investments

- 5.25 The Councils understand that credit ratings are good, but not perfect, predictors of investment default. Full regard will therefore be given to other available information on the credit quality of the organisations in which they invest, including credit default swap prices, financial statements, information on potential government support, reports in the quality financial press and analysis and advice from the Councils treasury management adviser. No investments will be made with an organisation if there are substantive doubts about its credit quality, even though it may otherwise meet the above criteria.
- 5.26 When deteriorating financial market conditions affect the creditworthiness of all organisations, as happened in 2008 and 2020, this is not generally reflected in credit ratings, but can be seen in other market measures. In these circumstances, the Councils will restrict investments to those organisations of higher credit quality and reduce the maximum duration of investments to maintain the required level of security. The extent of these restrictions will be in line with prevailing financial market conditions.
- 5.27 If these restrictions mean that insufficient commercial organisations of high credit quality are available to invest the Councils’ cash balances, then the surplus will be deposited with the UK Government via the Debt Management Office (DMADF) or invested in government treasury bills for example, or with other local authorities. This will cause investment returns to fall but will protect the principal sum invested.

Investment limits

- 5.28 The Councils' total General Fund reserves available to cover investment losses are forecast to be £13.8m for Babergh and £24.2m for Mid Suffolk on 31 March 2023. In order to minimise the available reserves that would be put at risk in the case of a single default, the maximum that will be lent to any one organisation (other than the UK Government) for the majority of sectors will be £2m.
- 5.29 A group of entities under the same ownership will be treated as a single organisation for limit purposes. Limits are also placed on fund managers, investments in brokers' nominee accounts, foreign countries and industry sectors as per Table 5. Investments in pooled funds and multilateral development banks do not count against the limit for any single foreign country, as the risk is diversified over many countries.
- 5.30 Credit risk exposures arising from non-treasury investments, financial derivatives and operational bank accounts count against the relevant investment limits.

Table 5: Additional Investment limits for Babergh and Mid Suffolk

Investment Limits	Cash limit
Any group of pooled funds under the same management	£5m per manager
Negotiable instruments held in a broker's nominee account	£10m per broker
Foreign countries	£2m per country

Liquidity management

- 5.31 The Councils use purpose-built cash flow forecasts to determine the maximum period for which funds may prudently be committed. The forecast is compiled on a prudent basis to minimise the risk of the Councils being forced to borrow on unfavourable terms to meet their financial commitments. Limits on long-term investments are set by reference to the Councils medium-term budget planning and cash flow forecasts.
- 5.32 The Councils will spread their liquid cash over at least four providers (e.g., bank accounts and money market funds) to ensure that access to cash is maintained in the event of operational difficulties at any one provider.

APPENDIX D: TREASURY MANAGEMENT INDICATORS

The Councils measure and manage their exposure to treasury management risks using the following indicators:

1. Security

- 1.1 The Councils have adopted a voluntary measure of their exposure to credit risk by monitoring the value-weighted average credit score of their investment portfolios. This is calculated by applying a score to each investment (AAA=1, AA+=2, etc.) and taking the arithmetic average, weighted by the size of each investment. Unrated investments are assigned a score based on their perceived risk. Positions at the 30 September 2022 were Babergh 5.20 and Mid Suffolk 5.35 respectively.

	Target
Portfolio average credit score	7.0

2. Liquidity risk

- 2.1 The Councils have adopted a voluntary measure of their exposure to liquidity risk by monitoring the amount they can borrow each quarter without giving prior notice.

Liquidity risk indicator	
Total sum borrowed in past 3 months without prior notice	2023/24 Target £m
Babergh District Council	£5m
Mid Suffolk District Council	£5m

3. Interest rate exposures

- 3.1 This indicator is set to control the Councils' exposure to interest rate risk. The boundary on the one-year revenue impact of a 1% rise in interest rates will be:

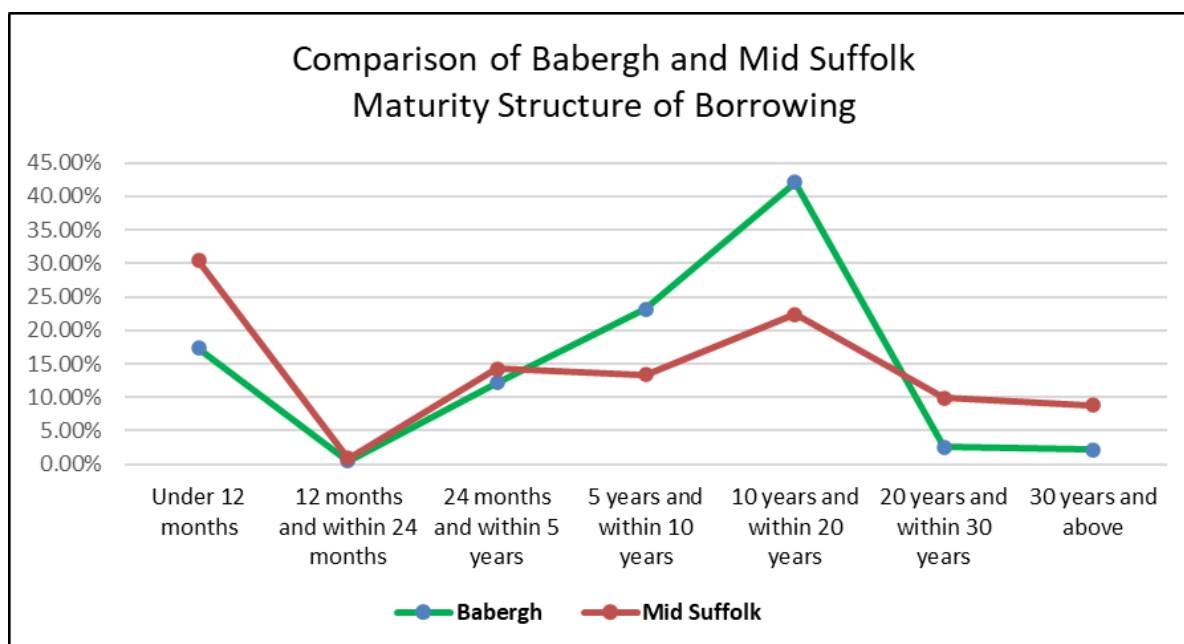
Interest rate risk indicator	
Upper impact on Revenue of a 1% increase in rates	2023/24 Limit £m
Babergh District Council	0.038
Mid Suffolk District Council	0.039

- 3.2 The impact of a change in interest rates is calculated on the assumption that maturing loans and investments will be replaced at new market rates.

4. Maturity structure of borrowing

- 4.1 This indicator is set to control the Councils exposure to refinancing risk. The upper and lower limits on the maturity structure of borrowing will be:

Refinancing rate risk indicator				
% of total borrowing	Babergh 30.11.2022 Proportion	Mid Suffolk 30.11.2022 Proportion	Lower Limit %	Upper Limit %
Under 12 months	17.29%	30.41%	0.00	50.00
12 months and within 24 months	0.50%	0.87%	0.00	50.00
24 months and within 5 years	12.17%	14.23%	0.00	50.00
5 years and within 10 years	23.17%	13.37%	0.00	100.00
10 years and within 20 years	42.11%	22.40%	0.00	100.00
20 years and within 30 years	2.60%	9.89%	0.00	100.00
30 years and above	2.16%	8.83%	0.00	100.00



- 4.2 Time periods start on the first day of each financial year. The maturity date of borrowing is the earliest date on which the lender can demand repayment.

5. Long Term treasury management investments

- 5.1 The purpose of this indicator is to control the Councils' exposure to the risk of incurring losses by seeking early repayment of their investments. The prudential limits on the long-term treasury management investments will be:

Price risk indicator				
Limit on principal invested beyond year end	2022/23	2023/24	2024/25	No fixed maturity date
	Limit	Limit	Limit	Limit
	£m	£m	£m	£m
Babergh District Council	£2m	£2m	£2m	£11.1m
Mid Suffolk District Council	£2m	£2m	£2m	£11.1m

- 5.2 Long-term investments with no fixed maturity date include strategic pooled funds but exclude money market funds and bank accounts with no fixed maturity date as these are considered short-term.

6. Related Matters

- 6.1 The CIPFA TM Code requires the Councils to include the following in their Joint Treasury Management Strategy.

Policy on the use of financial derivatives

- 6.2 Local authorities have previously made use of financial derivatives embedded into loans and investments both to reduce interest rate risk (e.g. interest rate collars and forward deals) and to reduce costs or increase income at the expense of greater risk (e.g. LOBO loans and callable deposits). The general power of competence in Section 1 of the Localism Act 2011 removes much of the uncertainty over local authorities' use of standalone financial derivatives (i.e. those that are not embedded into a loan or investment).
- 6.3 The Councils will only use standalone financial derivatives (such as swaps, forwards, futures and options) where they can be clearly demonstrated to reduce the overall level of the financial risks that the Councils are exposed to. Additional risks presented, such as credit exposure to derivative counterparties, will be considered when determining the overall level of risk. Embedded derivatives, including those present in pooled funds and forward starting transactions, will not be subject to this policy, although the risks they present will be managed in line with the overall treasury risk management strategy.
- 6.4 Financial derivative transactions may be arranged with any organisation that meets the approved investment criteria. The current value of any amount due from a derivative counterparty will count against the counterparty credit limit and the relevant foreign country limit.
- 6.5 In line with CIPFA's TM Code, the Councils will seek external advice and will consider that advice before entering into financial derivatives to ensure that they fully understand the implications.

Policy on apportioning interest to the Housing Revenue Account (HRA)

- 6.6 On 1 April 2012, the Councils notionally split each of their existing long-term loans into General Fund and HRA pools. In the future, new long-term loans borrowed will be assigned in their entirety to one pool or the other. Interest payable and other costs/income arising from long-term loans (e.g. premiums and discounts on early redemption) will be charged/credited to the respective revenue account.
- 6.7 Differences between the value of the HRA loans pool and the HRA's underlying need to borrow (adjusted for HRA balance sheet resources available for investment) will result in a notional cash balance which may be positive or negative. This balance will be measured annually, and interest transferred between the General Fund and HRA at each Council's average interest rate on investments, adjusted for credit risk.

Markets in Financial Instruments Directive

- 6.8 The Councils have opted up to professional client status with their providers of financial services, including advisers, banks, brokers and fund managers, allowing access to a greater range of services but without the greater regulatory protections

afforded to individuals and small companies. Given the size and range of the Councils' treasury management activities, the S151 Officer believes this to be the most appropriate status.

Financial Implications

- 6.9 The budget for investment income in 2023/24 is £2.78m for Babergh and £3.15m for Mid Suffolk, based on an average investment portfolio of £73.4m for Babergh and £104.9m Mid Suffolk. The average return is 3.79% for Babergh and 3% for Mid Suffolk.
- 6.10 The budget for debt interest payable in 2023/24 is £4.5m for Babergh and £4.8m for Mid Suffolk, based on an average debt portfolio of £143.4m for Babergh and £167.2m for Mid Suffolk. The average cost is 3.17% for Babergh and 2.88% for Mid Suffolk.
- 6.11 If actual levels of investments and borrowing, or actual interest rates, differ from that forecast, performance against budget will be correspondingly different.

Other Options Considered

- 6.12 The CIPFA TM Code does not prescribe any particular treasury management strategy for local authorities to adopt. The S151 Officer believes that the above strategy represents an appropriate balance between risk management and cost effectiveness. Some alternative strategies, with their financial and risk management implications, are listed in the following table.

Alternative	Impact on income and expenditure	Impact on risk management
Invest in a narrower range of counterparties and/or for shorter times	Interest income will be lower	Lower chance of losses from credit related defaults, but any such losses may be greater
Invest in a wider range of counterparties and/or for longer times	Interest income will be higher	Increased risk of losses from credit related defaults, but any such losses may be smaller
Borrow additional sums at long-term fixed interest rates	Debt interest costs will rise; this is unlikely to be offset by higher investment income	Higher investment balance leading to a higher impact in the event of a default; however long-term interest costs may be more certain
Borrow short-term or variable loans instead of long-term fixed rates	Debt interest costs will initially be lower	Increases in debt interest costs will be broadly offset by rising investment income in the medium term, but long-term costs may be less certain
Reduce level of borrowing	Saving on debt interest is likely to exceed lost investment income	Reduced investment balance leading to a lower impact in the event of a default; however long-term interest costs may be less certain

APPENDIX E: ECONOMIC & INTEREST RATE FORECAST (JANUARY 2023)

1 Economic background

- 1.1 The ongoing impact on the UK from the war in Ukraine, together with higher inflation, higher interest rates, uncertain government policy, and a deteriorating economic outlook, will be major influences on the Councils treasury management strategy for 2023/24.
- 1.2 The Bank of England (BoE) increased Bank Rate by 0.5% to 3.5% in December 2022. This followed a 0.75% rise in November, which was the largest single rate hike since 1989 and the ninth successive rise since December 2021. The December decision was voted for by a 6 to 3 majority of the Monetary Policy Committee (MPC), with two dissenters voting for a no-change at 3% and one for a larger rise of 0.75%.
- 1.3 The November quarterly Monetary Policy Report (MPR) forecast a prolonged but shallow recession in the UK with CPI inflation remaining elevated at over 10% in the near-term. While the projected peak of inflation is lower than in the August report, due in part to the government's support package for household energy costs, inflation is expected to remain higher for longer over the forecast horizon and the economic outlook remains weak, with unemployment projected to start rising.
- 1.4 The UK economy grew by 0.3% between July and September 2022, according to the Office for National Statistics, and the BoE forecasts Gross Domestic Product (GDP) will decline by 0.75% in the second half of the calendar year due to the squeeze on household income from higher energy costs and goods prices. Growth is then expected to continue to fall throughout 2023 and the first half of 2024.
- 1.5 Consumer Price Inflation (CPI) is expected to have peaked at around 11% in the last calendar quarter of 2022 and then fall sharply to 1.4%, below the 2% target, in two years' time and to 0% in three years' time if Bank Rate follows the path implied by financial markets at the time of the November MPR (a peak of 5.25%). However, the BoE has stated it considered this path to be too high, suggesting that the peak in interest rates will be lower, reducing the risk of inflation falling too far below target. Market rates have fallen since the time of the November MPR.
- 1.6 The labour market remains tight for now, with the most recent statistics showing the unemployment rate was 3.7%, Earnings were up strongly in nominal terms by 6.1% for both total pay and for regular pay but factoring in inflation means real pay for both measures was -2.7%. Looking forward, the November MPR shows the labour market weakening in response to the deteriorating outlook for growth, leading to the unemployment rate rising to around 6.5% in 2025.
- 1.7 Interest rates have also been rising sharply in the US, with the Federal Reserve increasing the range on its key interest rate by 0.5% in December 2022 to 4.25% - 4.5%. This rise follows four successive 0.75% rises in a pace of tightening that has seen rates increase from 0.25% - 0.50% in March 2022. Annual inflation has been slowing in the US but remains above 7%. GDP grew at an annualised rate of 3.2% (revised up from 2.9%) between July and September 2022, but with official interest rates expected to rise even further in the coming months, a recession in the region is widely expected at some point during 2023.

- 1.8 Inflation rose consistently in the Euro Zone since the start of the year, hitting a peak annual rate of 10.6% in October 2022, before declining to 10.1% in November. Economic growth has been weakening with an upwardly revised expansion of 0.3% (from 0.2%) in the three months to September 2022. As with the UK and US, the European Central Bank has been on an interest rate tightening cycle, pushing up its three key interest rates by 0.5% in December, following two consecutive 0.75% rises, taking its main refinancing rate to 2.5% and deposit facility rate to 2.0%.

2 Credit outlook

- 2.1 Credit default swap (CDS) prices have generally followed an upward trend throughout 2022, indicating higher credit risk. They have been boosted by the war in Ukraine, increasing economic and political uncertainty and a weaker global and UK outlook, but remain well below the levels seen at the beginning of the Covid-19 pandemic.
- 2.2 CDS price volatility was higher in 2022 compared to 2021 and the divergence in prices between ringfenced (retail) and non-ringfenced (investment) banking entities has emerged once again.
- 2.3 The weakening economic picture during 2022 led the credit rating agencies to reflect this in their assessment of the outlook for the UK sovereign as well as several local authorities and financial institutions, revising them to negative from stable.
- 2.4 There are competing tensions in the banking sector which could impact bank balance sheet strength going forward. The weakening economic outlook and likely recessions in many regions increase the possibility of a deterioration in the quality of banks' assets, while higher interest rates provide a boost to net income and profitability.
- 2.5 However, the institutions on our adviser Arlingclose's counterparty list remain well-capitalised and their counterparty advice on both recommended institutions and maximum duration remain under constant review and will continue to reflect economic conditions and the credit outlook.

3 Interest Rate Forecast (December 2022)

- 3.1 The Councils treasury management adviser, Arlingclose, forecasts that Bank Rate will continue to rise in 2022 and 2023 as the Bank of England attempts to subdue inflation which is significantly above its 2% target.
- 3.2 While interest rate expectations reduced during October and November 2022, multiple interest rate rises are still expected over the forecast horizon despite looming recession. Arlingclose expects Bank Rate to rise to 4.25% by June 2023 under its central case, with the risks in the near- and medium-term to the upside should inflation not evolve as the Bank forecasts and remains persistently higher.
- 3.3 Yields are expected to remain broadly at current levels over the medium-term, with 5, 10 and 20-year gilt yields expected to average around 3.5%, 3.5%, and 3.85% respectively over the 3-year period to December 2025. The risks for short, medium and longer-term yields are judged to be broadly balanced over the forecast horizon. As ever, there will undoubtedly be short-term volatility due to economic and political uncertainty and events.

3.4 **Table 1 Interest Rate Forecast**

	Current	Mar-23	Jun-23	Sep-23	Dec-23	Mar-24	Jun-24	Sep-24	Dec-24	Mar-25	Jun-25	Sep-25	Dec-25
Official Bank Rate													
Upside risk	0.00	0.50	0.75	1.00	1.00	1.00	1.25	1.50	1.75	1.50	1.25	1.25	1.25
Arlingclose Central Case	3.50	4.00	4.25	4.25	4.25	4.25	4.00	3.75	3.50	3.25	3.25	3.25	3.25
Downside risk	0.00	0.50	0.75	0.75	0.75	0.75	0.75	1.00	1.00	1.00	1.00	1.00	1.00
3-month money market rate													
Upside risk	0.00	0.50	0.75	1.00	1.00	1.00	1.25	1.50	1.75	1.50	1.25	1.25	1.25
Arlingclose Central Case	3.00	4.40	4.40	4.40	4.35	4.30	4.25	4.00	3.75	3.50	3.40	3.40	3.40
Downside risk	0.00	0.50	0.75	0.75	0.75	0.75	0.75	1.00	1.00	1.00	1.00	1.00	1.00
5yr gilt yield													
Upside risk	0.00	0.70	0.80	0.90	1.00	1.00	1.00	1.00	1.00	1.00	1.00	1.00	1.00
Arlingclose Central Case	3.43	3.60	3.80	3.80	3.80	3.70	3.60	3.50	3.40	3.30	3.30	3.30	3.30
Downside risk	0.00	0.80	1.00	1.00	1.00	1.00	1.00	1.00	1.00	1.00	1.00	1.00	1.00
10yr gilt yield													
Upside risk	0.00	0.70	0.80	0.90	1.00	1.00	1.00	1.00	1.00	1.00	1.00	1.00	1.00
Arlingclose Central Case	3.47	3.50	3.60	3.60	3.60	3.60	3.50	3.50	3.50	3.50	3.50	3.50	3.50
Downside risk	0.00	0.80	1.00	1.00	1.00	1.00	1.00	1.00	1.00	1.00	1.00	1.00	1.00
20yr gilt yield													
Upside risk	0.00	0.70	0.80	0.90	1.00	1.00	1.00	1.00	1.00	1.00	1.00	1.00	1.00
Arlingclose Central Case	3.86	3.85	3.85	3.85	3.85	3.85	3.85	3.85	3.85	3.85	3.85	3.85	3.85
Downside risk	0.00	0.80	1.00	1.00	1.00	1.00	1.00	1.00	1.00	1.00	1.00	1.00	1.00
50yr gilt yield													
Upside risk	0.00	0.70	0.80	0.90	1.00	1.00	1.00	1.00	1.00	1.00	1.00	1.00	1.00
Arlingclose Central Case	3.46	3.60	3.60	3.60	3.60	3.60	3.60	3.60	3.60	3.60	3.60	3.60	3.60
Downside risk	0.00	0.80	1.00	1.00	1.00	1.00	1.00	1.00	1.00	1.00	1.00	1.00	1.00

4 **Underlying assumptions for the economy and interest rate forecast (at December 2022)****Underlying assumptions:**

- 4.1 The influence of the mini budget on rates and yields continues to wane following the more responsible approach shown by the new incumbents of Downing Street.
- 4.2 Volatility in global markets continues, however, as investors seek the extent to which central banks are willing to tighten policy, as evidence of recessionary conditions builds. Investors have been more willing to price in the downturn in growth, easing financial conditions, to the displeasure of policymakers. This raises the risk that central banks will incur a policy error by tightening too much.
- 4.3 The UK economy is already experiencing recessionary conditions and recent GDP and PMI data suggests the economy entered a technical recession in Q3 2022. The resilience shown by the economy has been surprising, despite the downturn in business activity and household spending. Lower demand should bear down on business pricing power – recent data suggests the UK has passed peak inflation.
- 4.4 The lagged effect of the sharp tightening of monetary policy, and the lingering effects of the mini-budget on the housing market, widespread strike action, alongside high inflation, will continue to put pressure on household disposable income and wealth. The short- to medium-term outlook for the UK economy remains bleak.
- 4.5 Demand for labour appears to be ebbing, but not quickly enough in the official data for most MPC policymakers. The labour market remains the bright spot in the economy and persisting employment strength may support activity, although there is a feeling of borrowed time. The MPC focus is on nominal wage growth, despite the huge real term pay cuts being experienced by the vast majority. Bank Rate will remain relatively high(er) until both inflation and wage growth declines.

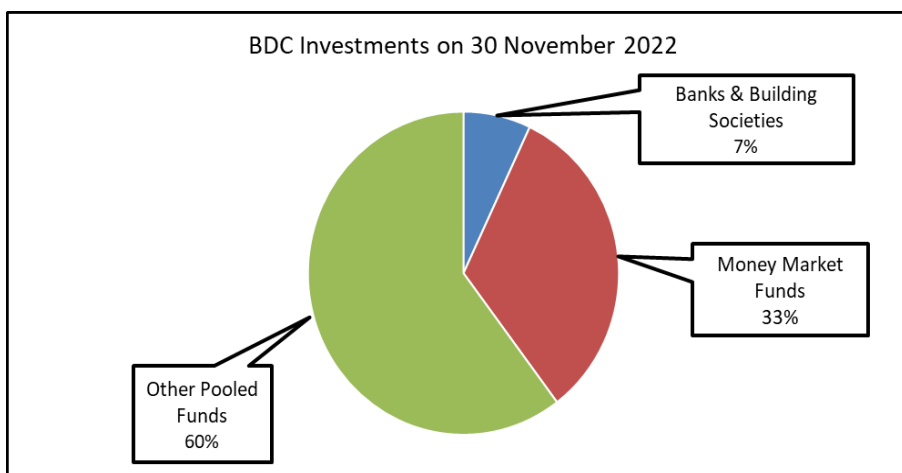
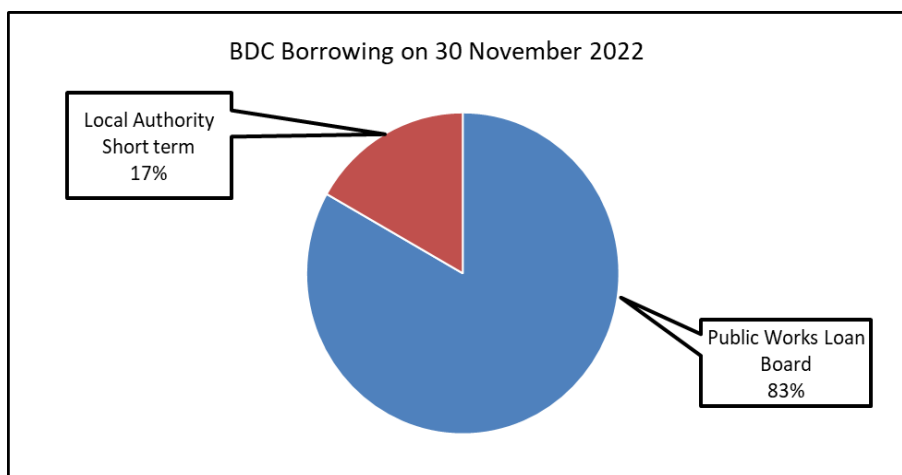
- 4.6 Global bond yields remain volatile as investors price in recessions even as central bankers push back on expectations for rate cuts in 2023. The US labour market remains tight and the Fed wants to see persistently higher policy rates, but the lagged effects of past hikes will depress activity more significantly to test the Fed's resolve.
- 4.7 While the BoE appears to be somewhat more dovish given the weak outlook for the UK economy, the ECB seems to harbour (worryingly) few doubts about the short-term direction of policy. Gilt yields will be broadly supported by both significant new bond supply and global rates expectations due to hawkish central bankers, offsetting the effects of declining inflation and growth.

Forecast:

- 4.8 The Monetary Policy Committee (MPC) MPC raised Bank Rate by 50bps to 3.5% in December as expected, with signs that some members believe that 3% is restrictive enough. However, a majority of members think further increases in Bank Rate might be required. Arlingclose continues to expect Bank Rate to peak at 4.25%, with further 25bps rises February, March and May 2023.
- 4.9 The MPC will cut rates in the medium term to stimulate a stuttering UK economy but will be reluctant to do so until wage growth eases. Arlingclose sees rate cuts in the first half of 2024.
- 4.10 Arlingclose expects gilt yields to remain broadly steady over the medium term, although with continued volatility across shorter time periods.
- 4.11 Gilt yields face pressures to both sides from hawkish US/EZ central bank policy on one hand to the weak global economic outlook on the other. BoE bond sales and high government borrowing will provide further underlying support for yields.

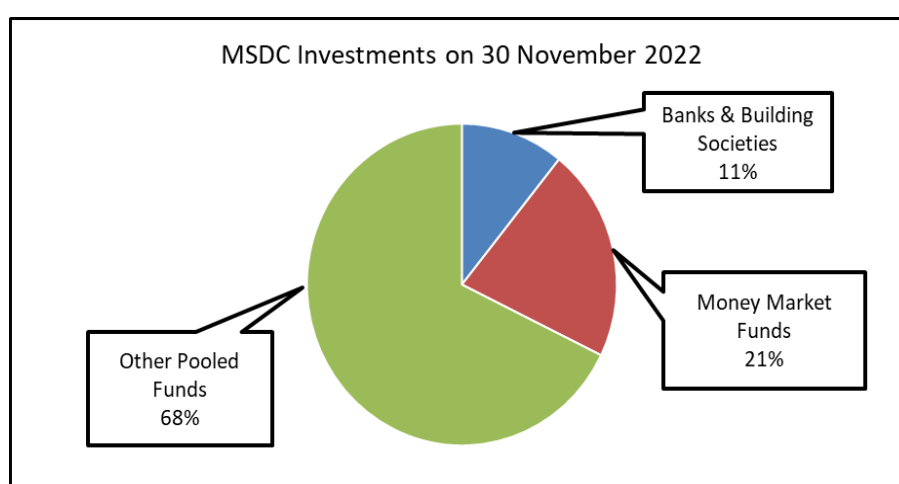
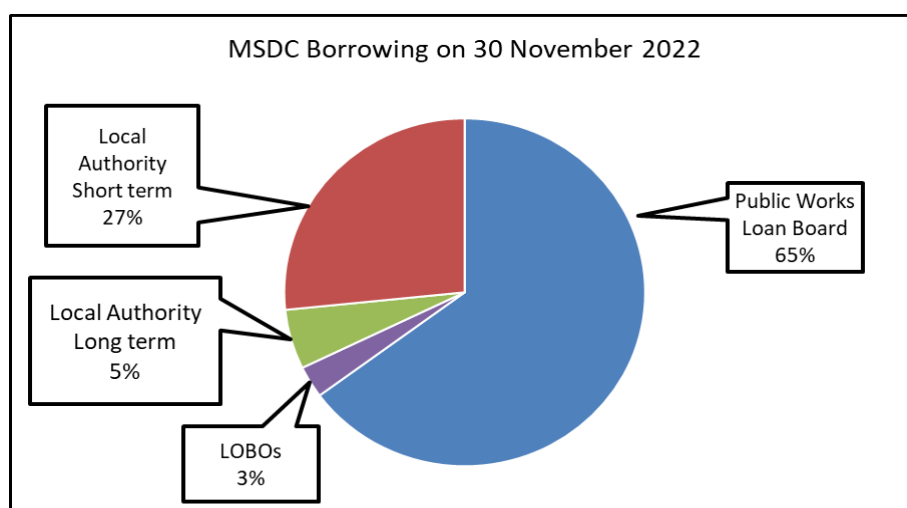
APPENDIX F: EXISTING INVESTMENT & DEBT PORTFOLIO POSITION

Babergh	30.11.2022 Portfolio £m	Average Rate %
External Borrowing:		
Public Works Loan Board	94.12	3.20%
Local Authority Short term	19.00	1.01%
Total External borrowing	113.12	2.83%
Treasury Investments:		
Banks & Building Societies	1.29	1.31%
Money Market Funds	6.00	1.08%
Other Pooled Funds	11.06	4.56%
Total Treasury Investments	18.34	3.20%
Net Debt	94.78	



Appendix F – Existing Borrowing and Investments

Mid Suffolk	30.11.2022 Portfolio £m	Average Rate %
External Borrowing:		
Public Works Loan Board	87.78	3.30%
LOBOs	4.00	4.21%
Local Authority Long term	7.50	0.50%
Local Authority Short term	36.00	1.18%
Total External borrowing	135.28	2.61%
Treasury Investments:		
Banks & Building Societies	1.76	1.30%
Money Market Funds	3.50	1.16%
Other Pooled Funds	11.06	4.58%
Total Treasury Investments	16.32	3.49%
Net Debt	118.97	



APPENDIX G: TREASURY MANAGEMENT POLICY STATEMENT

1. Introduction and Background

- 1.1 The Councils adopt the key recommendations of the CIPFA Code of Practice on Treasury Management in Public Services 2021 Edition (the TM Code) as described in Section 5 of the Code.
- 1.2 In addition, the Department for Levelling-Up, Housing and Communities (DLUHC) revised guidance on Local Councils Investments issued in 2018 requires councils to approve a treasury management investment strategy before the start of each financial year.
- 1.3 Accordingly, the Councils will create and maintain, as the cornerstones for effective treasury management:
 - A treasury management policy statement, stating the policies, objectives and approach to risk management of its treasury management activities.
 - Suitable treasury management practices (TMPs), setting out the manner in which the Councils will seek to achieve those policies and objectives, and prescribing how they will manage and control those activities.
 - Investment management practices (IMPs) for investments that are not for treasury management purposes
- 1.4 The content of the policy statement, TMPs and IMPs will follow the recommendations contained in Sections 6, 7 and 8 of the TM Code, subject only to amendment where necessary to reflect the particular circumstances of the Councils. Such amendments will not result in the Councils materially deviating from the TM Code's key principles.
- 1.5 The Full Council meeting for Babergh and Mid Suffolk will receive recommendations from the Joint Audit & Standards Committee on their treasury management policies, practices and activities including, as a minimum, an annual strategy and plan in advance of the year, a half-year review and an annual outturn report after its close.
- 1.6 The Councils delegate responsibility for the implementation of their treasury management policies and practices to the Cabinet, monitoring to the Joint Audit and Standards Committee and the execution and administration of treasury management decisions to the Section 151 Officer and/or Corporate Manager - Finance, Commissioning & Procurement, who will act in accordance with the Councils policy statement, the TMPs and IMPs and CIPFA's Standard of Professional Practice on Treasury Management.
- 1.7 The Joint Audit and Standards Committee is responsible for ensuring effective scrutiny of the Joint Treasury Management Strategy and policies.

2. Policies and Objectives of Treasury Management Activities

- 2.1 The Councils define their treasury management activities in line with the TM Code definition as: “the management of the organisations borrowing, investments and cash flows, including their banking, money market and capital market transactions; the effective control of the risks associated with those activities; and the pursuit of optimum performance associated with those risks.”
- 2.2 The Councils regard the successful identification, monitoring and control of risk to be the prime criteria by which the effectiveness of their treasury management activities will be measured. Accordingly, the analysis and reporting of treasury management activities will focus on the risk implications for the Councils and any financial instruments entered into to manage these risks.
- 2.3 The Councils recognise that effective treasury management will provide support towards the achievement of their business and service objectives. They are therefore committed to the principles of achieving value for money in treasury management, and to employing suitable comprehensive performance measurement techniques within the context of effective risk management.
- 2.4 Both Councils’ borrowing will be affordable, sustainable and prudent and consideration will be given to the management of interest rate risk and refinancing risk. The source from which the borrowing is taken, and the type of borrowing should allow the Councils transparency and control over their debt.
- 2.5 Both Councils’ primary objectives in relation to investments remain the security of capital. The liquidity or accessibility of the Councils investments followed by the yield earned on investments remain important but are secondary considerations.

APPENDIX H: ANNUAL MINIMUM REVENUE PROVISION (MRP) STATEMENT 2023/24

- 1.1 Where the Councils finance their capital expenditure by debt, they must put aside resources to repay that debt in later years. The amount charged to the revenue budget for the repayment of debt is known as Minimum Revenue Provision (MRP), although there has been no statutory minimum since 2008. The Local Government Act 2003 requires the Councils to have regard to the DLUHC's guidance on Minimum Revenue Provision (the DLUHC Guidance) most recently issued in 2018 effective from 1 April 2018.
- 1.2 The broad aim of the DLUHC Guidance is to ensure that debt is repaid over a period that is either reasonably commensurate with that over which the capital expenditure provides benefits, or, in the case of borrowing supported by grant income that has been rolled into Government Revenue Support Grant, reasonably commensurate with the period implicit in the determination of that grant.
- 1.3 A charge to a revenue account for MRP cannot be a negative charge.
- 1.4 The DLUHC Guidance requires Full Council to approve an Annual MRP Statement each year and recommends a number of options for calculating an amount of MRP that they consider to be prudent. The following paragraph lists the options recommended in the Guidance.
- 1.5 The four MRP options available are:
 - Option 1: Regulatory Method
 - Option 2: CFR Method
 - Option 3: Asset Life Method
 - Option 4: Depreciation Method
- 1.6 For capital expenditure incurred before 1 April 2008, MRP will be determined in accordance with the former regulations that applied on 31 March 2008, incorporating an "Adjustment A" of £2.4m for Mid Suffolk (Option 1). Babergh does not have any capital expenditure incurred before 1st April 2008 on which to charge MRP.
- 1.7 For capital expenditure incurred after 31 March 2008, MRP will be determined by charging the expenditure over the expected useful life of the relevant asset on an annuity basis using an interest rate equivalent to the average PWLB annuity rate for the year of expenditure. MRP charges start in the year after the asset becomes operational. MRP on purchases of freehold land will be charged over 50 years. MRP on expenditure not related to fixed assets but which has been capitalised by regulation or direction will be charged over 20 years. (Option 3).
- 1.8 For assets acquired by leases, MRP will be determined as being equal to the element of the rent or charge that goes to write down the balance sheet liability. Where former operating leases have been brought onto the balance sheet on 1 April 2024 due to the adoption of the IFRS 16 Leases accounting standard, and the asset values have been adjusted for accruals, prepayments, premiums and/or incentives, then the annual MRP charges will be adjusted so that the total charge to revenue remains unaffected by the new standard.
- 1.9 Where investments are made in the Councils' subsidiaries for the purpose of the companies purchasing land and buildings, MRP will be charged over 40 years.

- 1.10 For capital expenditure loans to third parties that are repaid in annual or more frequent instalments of principal, the Councils will make no MRP charge, but will instead apply the capital receipts arising from principal repayments to reduce the capital financing requirement instead. In years where there is no principal repayment, MRP will be charged in accordance with the MRP policy for the assets funded by the loan, including where appropriate, delaying MRP until the year after the assets become operational. While this is not one of the options in the DLUHC Guidance, it is thought to be a prudent approach since it ensures that the capital expenditure incurred on the loan is fully funded over the life of the assets.
- 1.11 No MRP will be charged in respect of assets held within the Housing Revenue Account. However, voluntary MRP contributions from the HRA may be made.
- 1.12 Capital expenditure incurred during 2022/23 will not be subject to an MRP charge until 2023/24 and capital expenditure incurred during 2023/24 will not be subject to an MRP charge until 2024/25.
- 1.13 If it is ever proposed to vary the terms of the original MRP Statement during the year, a revised statement will be put to Full Council at that time.
- 1.14 Based on the Councils' latest estimates of their Capital Financing Requirements on 31 March 2023, the budget for MRP for 2023/24 has been set as follows:

Estimated Capital Financing Requirement		
Babergh District Council	31.3.2023 Estimated CFR £m	2023/24 Estimated MRP £m
Capital expenditure before 01.04.2008	(0.38)	-
Unsupported capital expenditure after 31.3.2008	36.34	1.63
Transferred debt to HRA	(0.33)	-
Loans to other bodies repaid in instalments	44.36	-
Total General Fund	80.00	1.63
Assets in the Housing Revenue Account	13.47	-
HRA subsidy reform payment	79.10	-
Transferred debt from GF	0.33	-
Total Housing Revenue Account	92.89	-
Total CFR	172.90	1.63

Estimated Capital Financing Requirement		
Mid Suffolk District Council	31.3.2023 Estimated CFR £m	2023/24 Estimated MRP £m
Capital expenditure before 01.04.2008	7.97	0.09
Unsupported capital expenditure after 31.3.2008	27.73	1.48
Transferred debt to HRA	(1.75)	-
Loans to other bodies repaid in instalments	50.99	-
Total General Fund	84.95	1.56
Assets in the Housing Revenue Account	47.29	-
HRA subsidy reform payment	57.21	-
Transferred debt from GF	1.75	-
Total Housing Revenue Account	106.24	-
Total CFR	191.19	1.56

APPENDIX I: INSTITUTIONS MEETING HIGH CREDIT RATINGS CRITERIA

- 1.1 Detailed below is the list of the banks and building societies that both Councils can lend to (based on information on credit risk and credit ratings available in November 2022). This will be continuously monitored as the position changes throughout the year as credit ratings are reviewed and additional market information is evaluated.
- 1.2 This is based on UK Banks and Building Societies A-, Money Market Funds, Foreign Banks AA-. Foreign banks must be in a country with a sovereign rating of AAA.

Counterparty	Long term rating - Fitch
UK BANKS	
Bank of Scotland PLC	A+
Barclays Bank PLC	A+
Barclays Bank UK PLC	A+
Handelsbanken PLC	AA
HSBC Bank PLC	AA-
HSBC UK Bank PLC	AA-
Lloyds Bank PLC	A+
National Westminster Bank	A+
Natwest Markets PLC	A+
Royal Bank of Scotland PLC	A+
Santander UK PLC	A+
Standard Chartered Bank	A+
UK BUILDING SOCIETIES	
Nationwide Building Society	A+
FOREIGN BANKS	
Australia	
Australia and NZ Banking Group	A+
Commonwealth Bank of Australia	A+
National Australia Bank	A+
Westpac Banking Group	A+
Canada	
Bank of Montreal	AA
Bank of Nova Scotia	AA
Canadian Imperial Bank of Commerce	AA
National Bank of Canada	AA-
Royal Bank of Canada	AA
Toronto-Dominion Bank	AAu
Finland	
Nordea Bank ABP	AA
Netherlands	
Cooperative Rabobank	AA-

Counterparty	Long term rating - Fitch
MONEY MARKET FUNDS (MMF)	
Aberdeen Standard Sterling Liquidity Fund	AAAmmf
Goldman Sterling Liquid Reserves Fund	AAAmmf
Insight Sterling Liquidity Fund	AAAmmf
Federated Investors (UK) Sterling Liquidity Fund	AAAmmf
Invesco AIM STUC Sterling Liquidity Portfolio	AAAmmf
Blackrock Institutional Sterling Liquidity Fund	AAAmmf

- 1.3 MMFs – Federated is domiciled in the UK for tax and administration purposes. Goldman Sachs, Insight, Invesco, and BlackRock are domiciled in Ireland, and Aberdeen Standard is domiciled in Luxembourg for tax and administration purposes.

Long Term Investments Grades - Fitch

Agency - Fitch	
Rating	Definition
AAA	Highest credit quality – ‘AAA’ ratings denote the lowest expectation of credit risk. They are assigned only in case of exceptionally strong capacity for payment of financial commitments. This capacity is highly unlikely to be adversely affected by foreseeable events.
AA	Very high credit quality ‘AA’ ratings denote expectations of very low credit risk. They indicate very strong capacity for payment of financial commitments. This capacity is not significantly vulnerable to foreseeable events.
A	High credit quality – ‘A’ ratings denote expectations of low credit risk. The capacity for payment of financial commitments is considered strong. This capacity may, nevertheless, be more vulnerable to changes in circumstances or in economic conditions than is the case for higher ratings.

Long Term Investments Grades – Moody’s

Agency - Moody’s	
Rating	Definition
Aaa	Obligations rated Aaa are judged to be of the highest quality, with minimal credit risk.
Aa1	Obligations rated Aa are judged to be of high quality and are subject to very low credit risk.
Aa2	
Aa3	
A1	Obligations rated A are considered upper-medium grade and are subject to low credit risk.
A2	
A3	

Long Term Investments Grades – Standard & Poor's

Agency - Standard & Poor's	
Rating	Definition
AAA	An obligator rated 'AAA' has extremely strong capacity to meet its financial commitments. 'AAA' is the highest issuer credit rating assigned by Standard & Poor's.
AA	An obligator rated 'AA' has very strong capacity to meet its financial commitments. It differs from the highest rated obligators only to a small degree.
A	An obligator rated 'A' has strong capacity to meet its financial commitments but is somewhat more susceptible to the adverse effects of changes in circumstances and economic conditions than obligators in higher rated categories.

APPENDIX J: GLOSSARY OF TERMS

CCLA	Churches, Charities and Local Authority Property Fund
CFR	Capital Financing Requirement. The underlying need to borrow to finance capital expenditure.
CIPFA	The Chartered Institute of Public Finance and Accountancy. This is the leading professional accountancy body for public services.
DLUHC	Department for Levelling Up, Housing and Communities. This is a ministerial department.
DMADF	Debt Management Account Deposit Facility.
Funding Circle	Accounts set up to lend money to local and national businesses at competitive rates
GDP	Gross Domestic Product. This is the market value of all officially recognised goods and services produced within a country in a given period of time.
HRA	Housing Revenue Account. The statutory account to which are charged the revenue costs of providing, maintaining and managing Council dwellings. These costs are financed by tenants' rents.
LOBO	Lender's Option Borrower's Option. This is a loan where the lender has certain dates when they can increase the interest rate payable and, if they do, the Council has the option of accepting the new rate or repaying the loan.
MIFID II	Markets in Financial Instruments Directive 2014/65/EU. Effective from 1 January 2018. The Councils have met the conditions to opt up to professional status. The Councils will continue to have access to products including money market funds, pooled funds, treasury bills, bonds, shares and to financial advice.
MPC	Monetary Policy Committee – A committee of the Bank of England which meets each month to decide the official interest in the UK. It is also responsible for other aspects of the Government's monetary policy framework such as quantitative easing and forward guidance.
MRP	Minimum Revenue Provision. Local authorities are required to make a prudent provision for debt redemption on General Fund borrowing.

PWLB	Public Works Loan Board - offers loans to local authorities below market rates.
QE	Quantitative Easing. The purchase of Government bonds by the Bank of England to boost the money supply.
SONIA	Sterling Overnight Index Average. The average of the interest rates that banks pay to borrow sterling overnight from other financial institutions and other institutional investors.
T Bills	Treasury Bill. A short-term Government Bond.
UBS	UBS Multi Asset Income Fund (UK) - a pooled fund

Agenda Item 8

BABERGH AND MID SUFFOLK DISTRICT COUNCILS

TO:	Joint Audit and Standards Committee	REPORT NUMBER: JAC/21/43
FROM:	Monitoring Officer	DATE OF MEETING: 30 January 2023
OFFICER:	Ifty Ali, Interim Monitoring Officer	KEY DECISION REF NO. N/A

CODE OF CONDUCT COMPLAINTS MONITORING REPORT

1. PURPOSE OF REPORT

- 1.1 The report provides the Committee with an update on Code of Conduct complaints received or determined since the last time that such complaints were reported to the Committee.

2. OPTIONS CONSIDERED

- 2.1 The Monitoring Officer is required by the constitution to regularly report complaints to the Joint Audit and Standards Committee.

3. RECOMMENDATION

- 3.1 That the Code of Conduct Complaints monitoring information contained in the report be noted.

4. KEY INFORMATION

- 4.1 The Monitoring Officer receives and investigates code of conduct complaints made about Councillors. These complaints are allocated to either the Monitoring Officer or one of the two Deputy Monitoring Officers and are processed in accordance with the adopted code of conduct complaints procedure. An initial assessment is made of the complaint to establish whether or not the code of conduct is engaged. If the complaint is valid, the Monitoring Officer will write to the Councillor who is the subject of the complaint to ask for their response. The Monitoring Officer will then decide whether the complaint can be determined or whether further investigation is required. Councillors will normally be informed whenever a complaint is made about them unless there is good reason not to inform them. Complaints cannot be made anonymously unless the complainant is able to demonstrate that they may be at risk of harm if anonymity was not granted.
- 4.2 The Councils have appointed a number of Independent Persons, with whom the Monitoring Officer is required to consult before making a finding of a breach of the code. In practice the Independent Persons are often consulted at a number of stages in the complaints process.
- 4.3 This report covers complaints received in the period from 1 May 2022 to 17 January 2023.

4.4 Information relating to Babergh District Council

Babergh (01.05.2022 – 17.01.2022)	
No. of complaints received	22
No. of complaints against District Councillors	7
No. of complaints against Parish Councillors	15
No. of complaints upheld	4
No. of findings of no breach	18
No. of complaints where the matter is referred to the police	0
No. of complaints pending decision	5

4.4.1 The complaints that were not upheld tended to relate to issues that are outside of the remit of the Monitoring Officer or scope of the code of conduct.

4.4.2 Four complaints were upheld and the Councillors were found to be in breach of the code of conduct. The recommended sanctions were as follows:

Complaint Number	Details of Complaint	Recommendation
1	Failure to treat others with respect	Subject advised to apologise at the next Council meeting
2	Bringing the Council into disrepute	Subject advised to apologise to the complainant via email
3	Non-disclosure of interests	Subject instructed to undergo further training
4	Failure to treat others with respect	Subject instructed to undergo further training

4.4.3 Of the four upheld complaints, two of these concerned District Councillors with the other two complaints concerning Parish Councillors.

4.5 Information relating to Mid Suffolk District Council

Mid Suffolk (01.05.2022 – 17.01.2022)	
No. of complaints received	6
No. of complaints against District Councillors	0
No. of complaints against Parish Councillors	6
No. of complaints upheld	0
No. of findings of no breach	6
No. of complaints where the matter is referred to the police	0
No. of complaints pending decision	0

- 4.5.1 Mid Suffolk saw a fewer number of complaints across the same period. Of the six complaints received, four of these were concerning the same issue. Complaints were received from both members of the public and fellow Parish Councillors.

4.6 Informal advice and assistance

- 4.6.1 The Monitoring Officer and team have received a moderate number of informal enquiries from parish clerks and members of the public in the last period. These relate to issues such as casual vacancies, registers of interests and informal advice on conduct issues.

5. **LINKS TO CORPORATE PLAN**

- 5.1 To provide public confidence and legitimacy to the decision-making process that underpins all decisions that are made by the Council that support the priorities identified in the Corporate Plan.

6. **FINANCIAL IMPLICATIONS**

- 6.1 There are no direct financial implications arising from this report.

7. **LEGAL IMPLICATIONS**

- 7.1 Under the Localism Act 2011, the Monitoring Officer is required to establish a local code of conduct for councillors and to investigate complaints made relating to breaches of that code.

8. RISK MANAGEMENT

8.1 Key Risks are set out below:

Risk Description	Likelihood	Impact	Mitigation
Complaints are not handled promptly	2 - Unlikely	1 - Minimal	Monitoring of complaints, clear complaints procedure
Decisions are not sound	2 - Unlikely	3 - Bad	Apply adopted procedures, consult with the independent person

9. CONSULTATIONS

9.1 No public consultation was required for this report.

10. EQUALITY ANALYSIS

10.1 Equality Impact Assessment (EIA) is not required for this report.

11. ENVIRONMENTAL IMPLICATIONS

12.1 There are no environmental implications associated with this report.

12. APPENDICES

Title	Location
None	None

13. BACKGROUND DOCUMENTS

13.1 None.

Agenda Item 9

BABERGH AND MID SUFFOLK DISTRICT COUNCILS

TO: Joint Audit and Standards Committee	REPORT NUMBER: JAC/21/44
FROM: Corporate Manager – Democratic Services	DATE OF MEETING: 30 January 2023

JOINT AUDIT AND STANDARDS COMMITTEE FORWARD PLAN

Date of Committee – 30 January 2023

Topic	Purpose	Lead Officer
Joint Capital, Investment and Treasury Management Strategies 2023/24	To note and make Recommendations to both full Councils	Corporate Manager – Financial Services
Complaints Monitoring report	To note	Monitoring Officer

Date of Committee – 27 March 2023

Topic	Purpose	Lead Officer
Managing the Risk of Fraud and Corruption - Annual Report	For comment and agreement	Interim Corporate Manager – Internal Audit
Internal Audit Plan 2023/24	For comment and agreement	Corporate Manager – Internal Audit
Statement of Accounts and Auditors Report 2020/21	To approve the final audited Statements of Accounts and the joint external auditor's report for 2020/21	Corporate Manager – Financial Services, Commissioning and Procurement
Complaints Monitoring report	To note	Monitoring Officer

This page is intentionally left blank